


MUNICIPIO DE TEPETITLÁN
HIDALGO
Estado del Ejercicio del Presupuesto de Egresos por Capítulo del Gasto Al 31/oct./2023

Objeto del Gasto	Aprobado	Ampliaciones / (Reducciones)	Presupuesto Vigente	Comprometido	Presupuesto Disponible para		Comprometido No Devengado	Presupuesto Sin Devengar	Ejercido	Pagado	Cuentas por Pagar Deuda
					Comprometer	Devengado					
160000 SERVICIOS PERSONALES	\$22,060,517.13	-\$108,330.75	\$21,952,186.38	\$15,004,484.49	\$6,947,701.89	\$15,004,484.49	\$0.00	\$6,947,701.89	\$15,004,484.49	\$15,004,484.49	\$0.00
110000 Remuneraciones al personal de carácter permanente	\$13,797,753.66	\$298,018.44	\$14,095,772.10	\$10,564,544.00	\$3,531,228.10	\$10,564,544.00	\$0.00	\$3,531,228.10	\$10,564,544.00	\$10,564,544.00	\$0.00
111000 Dietas	\$2,098,152.00	\$204,784.00	\$2,292,936.00	\$1,710,720.00	\$583,216.00	\$1,710,720.00	\$0.00	\$583,216.00	\$1,710,720.00	\$1,710,720.00	\$0.00
111001 Dietas	\$2,098,152.00	\$204,784.00	\$2,292,936.00	\$1,710,720.00	\$583,216.00	\$1,710,720.00	\$0.00	\$583,216.00	\$1,710,720.00	\$1,710,720.00	\$0.00
113000 Sueldos base al personal permanente	\$11,708,601.68	\$93,232.44	\$11,801,834.10	\$8,853,824.00	\$2,948,010.10	\$8,853,824.00	\$0.00	\$2,948,010.10	\$8,853,824.00	\$8,853,824.00	\$0.00
113001 Sueldos	\$11,708,601.68	\$93,232.44	\$11,801,834.10	\$8,853,824.00	\$2,948,010.10	\$8,853,824.00	\$0.00	\$2,948,010.10	\$8,853,824.00	\$8,853,824.00	\$0.00
120000 Remuneraciones al personal de carácter transitorio	\$238,566.22	\$17,222.78	\$255,789.00	\$183,704.00	\$72,085.00	\$183,704.00	\$0.00	\$72,085.00	\$183,704.00	\$183,704.00	\$0.00
122000 Sueldos base al personal eventual	\$238,566.22	\$17,222.78	\$255,789.00	\$183,704.00	\$72,085.00	\$183,704.00	\$0.00	\$72,085.00	\$183,704.00	\$183,704.00	\$0.00
122001 Sueldo Base al Personal Eventual	\$238,566.22	\$17,222.78	\$255,789.00	\$183,704.00	\$72,085.00	\$183,704.00	\$0.00	\$72,085.00	\$183,704.00	\$183,704.00	\$0.00
130000 Remuneraciones adicionales y especiales	\$7,286,483.88	-\$251,836.60	\$7,034,647.28	\$3,967,331.49	\$3,047,295.79	\$3,967,331.49	\$0.00	\$3,047,295.79	\$3,967,331.49	\$3,967,331.49	\$0.00
132000 Primas de vacaciones, dominical y gratificación de fin de	\$2,192,721.28	\$30,000.00	\$2,222,721.28	\$89,116.48	\$2,133,604.80	\$89,116.48	\$0.00	\$2,133,604.80	\$89,116.48	\$89,116.48	\$0.00
132001 Prima de Vacaciones y Dominical	\$171,915.47	\$30,000.00	\$201,915.47	\$71,267.66	\$130,648.81	\$71,267.66	\$0.00	\$130,648.81	\$71,267.66	\$71,267.66	\$0.00
132002 Gratificación Anual	\$2,020,804.81	\$0.00	\$2,020,804.81	\$17,848.82	\$2,002,956.19	\$17,848.82	\$0.00	\$2,002,956.19	\$17,848.82	\$17,848.82	\$0.00
133000 Horas extraordinarias	\$353,763.60	-\$353,763.60	\$0.00	\$0.00	\$0.00	\$0.00	\$0.00	\$0.00	\$0.00	\$0.00	\$0.00
133001 Horas extras	\$353,763.60	-\$353,763.60	\$0.00	\$0.00	\$0.00	\$0.00	\$0.00	\$0.00	\$0.00	\$0.00	\$0.00
134000 Compensaciones	\$4,719,679.00	\$71,927.00	\$4,791,606.00	\$3,878,215.01	\$913,690.99	\$3,878,215.01	\$0.00	\$913,690.99	\$3,878,215.01	\$3,878,215.01	\$0.00
134001 Compensaciones	\$4,719,679.00	\$71,927.00	\$4,791,606.00	\$3,878,215.01	\$913,690.99	\$3,878,215.01	\$0.00	\$913,690.99	\$3,878,215.01	\$3,878,215.01	\$0.00
140000 Seguridad Social	\$0.00	\$100,000.00	\$100,000.00	\$0.00	\$100,000.00	\$0.00	\$0.00	\$100,000.00	\$0.00	\$0.00	\$0.00
144000 Aportaciones para seguros	\$0.00	\$100,000.00	\$100,000.00	\$0.00	\$100,000.00	\$0.00	\$0.00	\$100,000.00	\$0.00	\$0.00	\$0.00
144002 Cuotas al Seguro de Vida de los Cuerpos de Seguridad	\$0.00	\$100,000.00	\$100,000.00	\$0.00	\$100,000.00	\$0.00	\$0.00	\$100,000.00	\$0.00	\$0.00	\$0.00
150000 Otras prestaciones sociales y económicas	\$535,984.64	-\$48,984.64	\$486,900.00	\$288,905.00	\$197,095.00	\$288,905.00	\$0.00	\$197,095.00	\$288,905.00	\$288,905.00	\$0.00
152000 Indemnizaciones	\$200,000.00	-\$50,000.00	\$150,000.00	\$8,905.00	\$141,095.00	\$8,905.00	\$0.00	\$141,095.00	\$8,905.00	\$8,905.00	\$0.00
152001 Indemnizaciones	\$200,000.00	-\$50,000.00	\$150,000.00	\$8,905.00	\$141,095.00	\$8,905.00	\$0.00	\$141,095.00	\$8,905.00	\$8,905.00	\$0.00
154000 Prestaciones contractuales	\$335,984.64	\$15.96	\$336,000.00	\$290,000.00	\$66,000.00	\$290,000.00	\$0.00	\$66,000.00	\$290,000.00	\$290,000.00	\$0.00
154001 Prestaciones establecidas por condiciones generales de	\$335,984.64	\$15.96	\$336,000.00	\$290,000.00	\$66,000.00	\$290,000.00	\$0.00	\$66,000.00	\$290,000.00	\$290,000.00	\$0.00
160000 Previsiones	\$221,748.73	-\$221,748.73	\$0.00	\$0.00	\$0.00	\$0.00	\$0.00	\$0.00	\$0.00	\$0.00	\$0.00
161000 Previsiones de carácter laboral, económica y de seguridad	\$221,748.73	-\$221,748.73	\$0.00	\$0.00	\$0.00	\$0.00	\$0.00	\$0.00	\$0.00	\$0.00	\$0.00
161001 Provisiones sobre remuneraciones	\$221,748.73	-\$221,748.73	\$0.00	\$0.00	\$0.00	\$0.00	\$0.00	\$0.00	\$0.00	\$0.00	\$0.00
200000 MATERIALES Y SUMINISTROS	\$7,418,837.06	\$1,461,900.05	\$8,880,737.11	\$5,450,641.20	\$2,430,095.91	\$5,450,641.20	\$0.00	\$2,430,095.91	\$5,450,641.20	\$5,183,288.55	\$270,424.04
210000 Materiales de administración, emisión de documentos	\$812,837.06	\$81,451.50	\$894,288.66	\$550,576.97	\$343,711.69	\$550,576.97	\$0.00	\$343,711.69	\$540,755.18	\$527,673.79	\$22,903.18
211000 Materiales, útiles y equipos menores de oficina	\$227,937.06	\$21,966.59	\$249,903.65	\$145,757.61	\$104,046.04	\$145,757.61	\$0.00	\$104,046.04	\$145,757.61	\$145,757.61	\$0.00
211001 Material de Oficina	\$227,937.06	\$21,966.59	\$249,903.65	\$145,757.61	\$104,046.04	\$145,757.61	\$0.00	\$104,046.04	\$145,757.61	\$145,757.61	\$0.00
212000 Materiales y útiles de impresión y reproducción	\$20,000.00	\$0.00	\$20,000.00	\$0.00	\$20,000.00	\$0.00	\$0.00	\$20,000.00	\$0.00	\$0.00	\$0.00
212001 Materiales y Útiles de Impresión y Reproducción	\$20,000.00	\$0.00	\$20,000.00	\$0.00	\$20,000.00	\$0.00	\$0.00	\$20,000.00	\$0.00	\$0.00	\$0.00
213000 Material estadístico y geográfico	\$5,000.00	\$0.00	\$5,000.00	\$0.00	\$5,000.00	\$0.00	\$0.00	\$5,000.00	\$0.00	\$0.00	\$0.00




MUNICIPIO DE TEPETITLÁN
HIDALGO
Estado del Ejercicio del Presupuesto de Egresos por Capítulo del Gasto Al 31/oct./2023

Objeto del Gasto	Aprobado	Ampliaciones / (Reducciones)	Presupuesto Vigente	Comprometido	Presupuesto Disponible para Comprometer		Devengado	Comprometido		Presupuesto Sin Devenegar	Ejercido	Pagado	Cuentas por Pagar Duda
					Comprometer	Disponible		No Devengado	Devengado				
213001 Material estadístico y geográfico	\$5,000.00	\$0.00	\$5,000.00	\$0.00	\$5,000.00	\$0.00	\$0.00	\$0.00	\$5,000.00	\$0.00	\$0.00	\$0.00	\$0.00
214000 Materiales, útiles y equipos menores de tecnologías de información	\$75,000.00	\$10,235.01	\$85,235.01	\$82,739.04	\$32,485.97	\$52,739.04	\$0.00	\$0.00	\$32,485.97	\$52,739.04	\$82,739.04	\$0.00	\$0.00
214001 Materiales, útiles y equipos menores de tecnologías de información digital	\$285,000.00	\$55,000.00	\$340,000.00	\$272,708.09	\$67,291.91	\$272,708.09	\$0.00	\$0.00	\$67,291.91	\$282,898.30	\$249,804.91	\$22,903.18	\$0.00
215000 Material impreso e información digital	\$295,000.00	\$55,000.00	\$350,000.00	\$272,708.09	\$67,291.91	\$272,708.09	\$0.00	\$0.00	\$67,291.91	\$292,898.30	\$249,804.91	\$22,903.18	\$0.00
216000 Material de impreza e información digital	\$100,000.00	-\$5,000.00	\$95,000.00	\$39,282.23	\$55,707.77	\$39,282.23	\$0.00	\$0.00	\$55,707.77	\$39,282.23	\$39,282.23	\$0.00	\$0.00
216001 Material de impreza	\$100,000.00	-\$5,000.00	\$95,000.00	\$39,282.23	\$55,707.77	\$39,282.23	\$0.00	\$0.00	\$55,707.77	\$39,282.23	\$39,282.23	\$0.00	\$0.00
216001 Material de Limpieza	\$100,000.00	-\$750.00	\$99,250.00	\$40,080.00	\$59,170.00	\$40,080.00	\$0.00	\$0.00	\$59,170.00	\$40,080.00	\$40,080.00	\$0.00	\$0.00
218000 Materiales para el registro e identificación de bienes y patrimonio	\$40,000.00	-\$10,000.00	\$30,000.00	\$10,030.00	\$19,970.00	\$10,030.00	\$0.00	\$0.00	\$19,970.00	\$10,030.00	\$10,030.00	\$0.00	\$0.00
218001 Materiales para el registro e identificación de bienes	\$60,000.00	\$9,250.00	\$69,250.00	\$30,050.00	\$39,200.00	\$30,050.00	\$0.00	\$0.00	\$39,200.00	\$30,050.00	\$30,050.00	\$0.00	\$0.00
218002 Materiales para el registro e identificación de personas	\$60,000.00	\$9,250.00	\$69,250.00	\$30,050.00	\$39,200.00	\$30,050.00	\$0.00	\$0.00	\$39,200.00	\$30,050.00	\$30,050.00	\$0.00	\$0.00
220000 Alimentos y utensilios	\$720,000.00	\$197,088.90	\$917,088.90	\$1,040,730.22	-\$123,661.32	\$1,040,730.22	\$0.00	\$0.00	-\$123,661.32	\$1,040,730.22	\$1,040,730.22	\$0.00	\$0.00
221000 Productos alimenticios para personas	\$650,000.00	\$241,445.40	\$891,445.40	\$1,025,590.74	-\$134,145.34	\$1,025,590.74	\$0.00	\$0.00	-\$134,145.34	\$1,025,590.74	\$1,025,590.74	\$0.00	\$0.00
221001 Alimentos para el servicio de alimentación	\$650,000.00	\$241,445.40	\$891,445.40	\$1,025,590.74	-\$134,145.34	\$1,025,590.74	\$0.00	\$0.00	-\$134,145.34	\$1,025,590.74	\$1,025,590.74	\$0.00	\$0.00
222000 Utensilios para el servicio de alimentación	\$70,000.00	-\$44,376.50	\$25,623.50	\$15,139.48	\$10,484.02	\$15,139.48	\$0.00	\$0.00	\$10,484.02	\$15,139.48	\$15,139.48	\$0.00	\$0.00
223001 Utensilios para el Servicio de Alimentación	\$70,000.00	-\$44,376.50	\$25,623.50	\$15,139.48	\$10,484.02	\$15,139.48	\$0.00	\$0.00	\$10,484.02	\$15,139.48	\$15,139.48	\$0.00	\$0.00
240000 Materiales y artículos de construcción y de reparador	\$1,315,000.00	\$318,000.00	\$1,633,000.00	\$961,328.87	\$671,671.13	\$961,328.87	\$0.00	\$0.00	\$671,671.13	\$961,328.87	\$961,328.87	\$0.00	\$0.00
241000 Productos minerales no metálicos	\$300,000.00	\$38,000.00	\$338,000.00	\$25,280.00	\$312,720.00	\$25,280.00	\$0.00	\$0.00	\$312,720.00	\$25,280.00	\$25,280.00	\$0.00	\$0.00
241001 Productos minerales no metálicos	\$300,000.00	\$38,000.00	\$338,000.00	\$25,280.00	\$312,720.00	\$25,280.00	\$0.00	\$0.00	\$312,720.00	\$25,280.00	\$25,280.00	\$0.00	\$0.00
242000 Cemento y productos de concreto	\$440,000.00	\$140,000.00	\$580,000.00	\$335,927.17	\$244,072.83	\$335,927.17	\$0.00	\$0.00	\$244,072.83	\$335,927.17	\$335,927.17	\$0.00	\$0.00
242001 Cemento y productos de concreto	\$440,000.00	\$140,000.00	\$580,000.00	\$335,927.17	\$244,072.83	\$335,927.17	\$0.00	\$0.00	\$244,072.83	\$335,927.17	\$335,927.17	\$0.00	\$0.00
243000 Cal, yeso y productos de yeso	\$10,000.00	\$0.00	\$10,000.00	\$4,219.99	\$5,780.01	\$4,219.99	\$0.00	\$0.00	\$5,780.01	\$4,219.99	\$4,219.99	\$0.00	\$0.00
243001 Cal, yeso y productos de yeso	\$10,000.00	\$0.00	\$10,000.00	\$4,219.99	\$5,780.01	\$4,219.99	\$0.00	\$0.00	\$5,780.01	\$4,219.99	\$4,219.99	\$0.00	\$0.00
244000 Madera y productos de madera	\$10,000.00	\$0.00	\$10,000.00	\$12,202.78	-\$2,202.78	\$12,202.78	\$0.00	\$0.00	-\$2,202.78	\$12,202.78	\$12,202.78	\$0.00	\$0.00
244001 Madera y productos de madera	\$10,000.00	\$0.00	\$10,000.00	\$12,202.78	-\$2,202.78	\$12,202.78	\$0.00	\$0.00	-\$2,202.78	\$12,202.78	\$12,202.78	\$0.00	\$0.00
245000 Vidrio y productos de vidrio	\$10,000.00	\$0.00	\$10,000.00	\$0.00	\$10,000.00	\$0.00	\$0.00	\$0.00	\$10,000.00	\$0.00	\$0.00	\$0.00	\$0.00
245001 Vidrio y productos de vidrio	\$10,000.00	\$0.00	\$10,000.00	\$0.00	\$10,000.00	\$0.00	\$0.00	\$0.00	\$10,000.00	\$0.00	\$0.00	\$0.00	\$0.00
246000 Material eléctrico y electrónico	\$250,000.00	\$120,000.00	\$370,000.00	\$432,879.22	-\$62,879.22	\$432,879.22	\$0.00	\$0.00	-\$62,879.22	\$432,879.22	\$432,879.22	\$0.00	\$0.00
246001 Material Eléctrico y Electrónico	\$250,000.00	\$120,000.00	\$370,000.00	\$432,879.22	-\$62,879.22	\$432,879.22	\$0.00	\$0.00	-\$62,879.22	\$432,879.22	\$432,879.22	\$0.00	\$0.00
247000 Artículos metálicos para la construcción	\$10,000.00	\$0.00	\$10,000.00	\$886.00	\$9,114.00	\$886.00	\$0.00	\$0.00	\$9,114.00	\$886.00	\$886.00	\$0.00	\$0.00
247001 Artículos metálicos para la construcción	\$10,000.00	\$0.00	\$10,000.00	\$886.00	\$9,114.00	\$886.00	\$0.00	\$0.00	\$9,114.00	\$886.00	\$886.00	\$0.00	\$0.00
248000 Materiales complementarios	\$140,000.00	-\$48,853.00	\$91,147.00	\$2,612.97	\$88,534.03	\$2,612.97	\$0.00	\$0.00	\$88,534.03	\$2,612.97	\$2,612.97	\$0.00	\$0.00
248001 Materiales complementarios	\$140,000.00	-\$48,853.00	\$91,147.00	\$2,612.97	\$88,534.03	\$2,612.97	\$0.00	\$0.00	\$88,534.03	\$2,612.97	\$2,612.97	\$0.00	\$0.00
249000 Otros materiales y artículos de construcción y reparador	\$145,000.00	\$98,853.00	\$243,853.00	\$147,320.74	\$96,532.26	\$147,320.74	\$0.00	\$0.00	\$96,532.26	\$147,320.74	\$147,320.74	\$0.00	\$0.00
249001 Otros materiales y artículos de construcción y reparador	\$145,000.00	\$98,853.00	\$243,853.00	\$147,320.74	\$96,532.26	\$147,320.74	\$0.00	\$0.00	\$96,532.26	\$147,320.74	\$147,320.74	\$0.00	\$0.00
250000 Productos químicos, farmacéuticos y de laboratorio	\$546,000.00	-\$46,443.25	\$499,556.75	\$205,985.16	\$293,571.59	\$205,985.16	\$0.00	\$0.00	\$293,571.59	\$205,985.16	\$205,985.16	\$0.00	\$0.00



MUNICIPIO DE TEPETITLAN
HIDALGO
Estado del Ejercicio del Presupuesto de Egresos por Capitulo del Gasto Al 31/oct./2023

Objeto del Gasto	Aprobado	Ampliaciones / (Reducciones)	Presupuesto Vigente	Comprometido	Presupuesto Disponible para Comprometer	Devengado	Comprometido No Devengado	Presupuesto Sin Devengar	Ejercicio	Pagado	Cuentas por Pagar Deuda
252000 Fertilizantes, pesticidas y otros agroquímicos	\$10,000.00	\$0.00	\$10,000.00	\$32.00	\$9,968.00	\$32.00	\$0.00	\$9,968.00	\$32.00	\$32.00	\$0.00
252001 Fertilizantes, pesticidas y otros agroquímicos	\$10,000.00	\$0.00	\$10,000.00	\$32.00	\$9,968.00	\$32.00	\$0.00	\$9,968.00	\$32.00	\$32.00	\$0.00
253000 Medicinas y productos farmacéuticos	\$110,000.00	-\$10,000.00	\$100,000.00	\$28,498.72	\$71,501.28	\$28,498.72	\$0.00	\$71,501.28	\$28,498.72	\$28,498.72	\$0.00
253001 Medicinas y Productos Farmacéuticos	\$110,000.00	-\$10,000.00	\$100,000.00	\$28,498.72	\$71,501.28	\$28,498.72	\$0.00	\$71,501.28	\$28,498.72	\$28,498.72	\$0.00
254000 Materiales, accesorios y suministros médicos	\$80,000.00	\$30,000.00	\$90,000.00	\$0.00	\$90,000.00	\$0.00	\$0.00	\$90,000.00	\$0.00	\$0.00	\$0.00
254001 Materiales, accesorios y suministros médicos	\$80,000.00	\$30,000.00	\$90,000.00	\$0.00	\$90,000.00	\$0.00	\$0.00	\$90,000.00	\$0.00	\$0.00	\$0.00
256000 Fibras sintéticas, hules, plásticos y derivados	\$105,000.00	\$50,000.00	\$155,000.00	\$98,714.44	\$56,285.56	\$98,714.44	\$0.00	\$56,285.56	\$98,714.44	\$98,714.44	\$0.00
256001 Fibras sintéticas, hules, plásticos y derivados	\$105,000.00	\$50,000.00	\$155,000.00	\$98,714.44	\$56,285.56	\$98,714.44	\$0.00	\$56,285.56	\$98,714.44	\$98,714.44	\$0.00
258000 Otros productos químicos	\$280,000.00	-\$116,443.25	\$163,556.75	\$88,740.00	\$54,816.75	\$88,740.00	\$0.00	\$54,816.75	\$88,740.00	\$88,740.00	\$0.00
258001 Otros productos químicos	\$280,000.00	-\$116,443.25	\$163,556.75	\$88,740.00	\$54,816.75	\$88,740.00	\$0.00	\$54,816.75	\$88,740.00	\$88,740.00	\$0.00
260000 Otros productos químicos	\$2,750,000.00	\$792,486.31	\$3,542,486.31	\$609,815.66	\$2,922,650.65	\$2,922,650.65	\$0.00	\$609,815.66	\$2,922,650.65	\$2,922,650.65	\$0.00
260001 Otros productos químicos	\$2,750,000.00	\$792,486.31	\$3,542,486.31	\$609,815.66	\$2,922,650.65	\$2,922,650.65	\$0.00	\$609,815.66	\$2,922,650.65	\$2,922,650.65	\$0.00
261000 Combustibles, lubricantes y aceites	\$2,750,000.00	\$792,486.31	\$3,542,486.31	\$609,815.66	\$2,922,650.65	\$2,922,650.65	\$0.00	\$609,815.66	\$2,922,650.65	\$2,922,650.65	\$0.00
261001 Combustibles, lubricantes y aceites	\$2,750,000.00	\$792,486.31	\$3,542,486.31	\$609,815.66	\$2,922,650.65	\$2,922,650.65	\$0.00	\$609,815.66	\$2,922,650.65	\$2,922,650.65	\$0.00
270000 Vestuario, blancos, prendas de protección y artículos	\$410,000.00	-\$17,000.00	\$393,000.00	\$134,628.08	\$258,371.92	\$134,628.08	\$0.00	\$258,371.92	\$134,628.08	\$134,628.08	\$0.00
270001 Vestuario, Uniformes	\$295,000.00	-\$25,000.00	\$270,000.00	\$100,811.60	\$169,188.40	\$100,811.60	\$0.00	\$169,188.40	\$100,811.60	\$100,811.60	\$0.00
272000 Prendas de seguridad y protección personal	\$35,000.00	-\$2,000.00	\$33,000.00	\$8,982.08	\$24,017.92	\$8,982.08	\$0.00	\$24,017.92	\$8,982.08	\$8,982.08	\$0.00
272001 Prendas de seguridad y protección personal	\$35,000.00	-\$2,000.00	\$33,000.00	\$8,982.08	\$24,017.92	\$8,982.08	\$0.00	\$24,017.92	\$8,982.08	\$8,982.08	\$0.00
273000 Artículos deportivos	\$70,000.00	\$10,000.00	\$80,000.00	\$24,852.40	\$55,147.60	\$24,852.40	\$0.00	\$55,147.60	\$24,852.40	\$24,852.40	\$0.00
273001 Artículos Deportivos	\$70,000.00	\$10,000.00	\$80,000.00	\$24,852.40	\$55,147.60	\$24,852.40	\$0.00	\$55,147.60	\$24,852.40	\$24,852.40	\$0.00
274000 Productos textiles	\$5,000.00	\$0.00	\$5,000.00	\$0.00	\$5,000.00	\$0.00	\$0.00	\$5,000.00	\$0.00	\$0.00	\$0.00
274001 Productos textiles	\$5,000.00	\$0.00	\$5,000.00	\$0.00	\$5,000.00	\$0.00	\$0.00	\$5,000.00	\$0.00	\$0.00	\$0.00
275000 Blancos y otros productos textiles, excepto prendas de vestir	\$5,000.00	\$0.00	\$5,000.00	\$0.00	\$5,000.00	\$0.00	\$0.00	\$5,000.00	\$0.00	\$0.00	\$0.00
275001 Blancos y otros productos textiles, excepto prendas de vestir	\$5,000.00	\$0.00	\$5,000.00	\$0.00	\$5,000.00	\$0.00	\$0.00	\$5,000.00	\$0.00	\$0.00	\$0.00
280000 Materiales y suministros para seguridad	\$140,000.00	-\$70,000.00	\$70,000.00	\$956.89	\$69,043.11	\$956.89	\$0.00	\$69,043.11	\$956.89	\$956.89	\$0.00
280001 Materiales de seguridad pública	\$55,000.00	\$10,000.00	\$65,000.00	\$956.89	\$64,043.11	\$956.89	\$0.00	\$64,043.11	\$956.89	\$956.89	\$0.00
282000 Materiales de Seguridad Pública	\$85,000.00	-\$80,000.00	\$5,000.00	\$0.00	\$5,000.00	\$0.00	\$0.00	\$5,000.00	\$0.00	\$0.00	\$0.00
282001 Prendas de protección para seguridad pública y nacional	\$85,000.00	-\$80,000.00	\$5,000.00	\$0.00	\$5,000.00	\$0.00	\$0.00	\$5,000.00	\$0.00	\$0.00	\$0.00
283000 Herramientas, refacciones y accesorios menores	\$725,000.00	\$216,356.49	\$941,356.49	\$633,786.36	\$307,570.13	\$633,786.36	\$0.00	\$307,570.13	\$633,786.36	\$633,786.36	\$0.00
283001 Herramientas menores	\$110,000.00	\$41,726.07	\$151,726.07	\$88,785.37	\$62,940.70	\$88,785.37	\$0.00	\$62,940.70	\$88,785.37	\$88,785.37	\$0.00
283002 Herramientas Menores	\$110,000.00	\$41,726.07	\$151,726.07	\$88,785.37	\$62,940.70	\$88,785.37	\$0.00	\$62,940.70	\$88,785.37	\$88,785.37	\$0.00
283003 Refacciones y accesorios menores de edificios	\$5,000.00	\$0.00	\$5,000.00	\$0.00	\$5,000.00	\$0.00	\$0.00	\$5,000.00	\$0.00	\$0.00	\$0.00
283004 Refacciones y accesorios menores de edificios	\$5,000.00	\$0.00	\$5,000.00	\$0.00	\$5,000.00	\$0.00	\$0.00	\$5,000.00	\$0.00	\$0.00	\$0.00
283005 Refacciones y accesorios menores de equipo de compu	\$5,000.00	\$5,000.00	\$10,000.00	\$0.00	\$10,000.00	\$0.00	\$0.00	\$10,000.00	\$0.00	\$0.00	\$0.00






Unidad Ejecutiva
 Unidad Ejecutiva
 Unidad Ejecutiva

**MUNICIPIO DE TEPETITLAN
 HIDALGO**
Estado del Ejercicio del Presupuesto de Egresos por Capítulo del Gasto Al 31/oct./2023


Fecha y Hora de Impresión 14/oct./2024 03:18 p. m.

Objeto del Gasto	Aprobado	Ampliaciones / (Reducciones)	Presupuesto Vigente	Comprometido	Presupuesto para Comprometer	Devengado	Comprometido No Devengado	Presupuesto Sin Devengar	Ejercido	Pagado	Cuentas por Pagar Deuda
294001 Relaciones y accesorios menores de equipo de cómputo	\$5,000.00	\$5,000.00	\$10,000.00	\$0.00	\$10,000.00	\$0.00	\$0.00	\$10,000.00	\$0.00	\$0.00	\$0.00
299000 Relaciones y accesorios menores de equipo de transporte	\$300,000.00	\$79,978.41	\$379,978.41	\$214,053.05	\$162,925.36	\$214,053.05	\$0.00	\$162,925.36	\$214,053.05	\$214,053.05	\$0.00
296001 Relaciones	\$300,000.00	\$79,978.41	\$379,978.41	\$214,053.05	\$162,925.36	\$214,053.05	\$0.00	\$162,925.36	\$214,053.05	\$214,053.05	\$0.00
298001 Relaciones y accesorios menores de maquinaria y otro	\$300,000.00	\$92,652.01	\$392,652.01	\$330,947.94	\$61,704.07	\$330,947.94	\$0.00	\$61,704.07	\$330,947.94	\$330,947.94	\$0.00
298001 Relaciones y accesorios menores de maquinaria y otro	\$300,000.00	\$92,652.01	\$392,652.01	\$330,947.94	\$61,704.07	\$330,947.94	\$0.00	\$61,704.07	\$330,947.94	\$330,947.94	\$0.00
299000 Relaciones y accesorios menores otros bienes muebles	\$5,000.00	\$0.00	\$5,000.00	\$0.00	\$5,000.00	\$0.00	\$0.00	\$5,000.00	\$0.00	\$0.00	\$0.00
299001 Relaciones y accesorios menores otros bienes muebles	\$5,000.00	\$0.00	\$5,000.00	\$0.00	\$5,000.00	\$0.00	\$0.00	\$5,000.00	\$0.00	\$0.00	\$0.00
300000 SERVICIOS GENERALES	\$10,100,246.87	\$642,220.82	\$10,742,467.69	\$7,663,186.30	\$3,079,281.39	\$7,663,186.30	\$0.00	\$3,079,281.39	\$7,663,186.30	\$7,663,186.30	\$4,060.00
310000 Servicios básicos	\$4,238,187.87	\$461,235.99	\$4,699,423.86	\$3,404,359.29	\$1,295,064.57	\$3,404,359.29	\$0.00	\$1,295,064.57	\$3,404,359.29	\$3,404,359.29	\$0.00
311000 Energía eléctrica	\$4,081,871.87	\$463,288.09	\$4,545,160.96	\$3,328,187.36	\$1,216,970.60	\$3,328,187.36	\$0.00	\$1,216,970.60	\$3,328,187.36	\$3,328,187.36	\$0.00
311001 Servicio de Energía Eléctrica	\$4,081,871.87	\$463,288.09	\$4,545,160.96	\$3,328,187.36	\$1,216,970.60	\$3,328,187.36	\$0.00	\$1,216,970.60	\$3,328,187.36	\$3,328,187.36	\$0.00
312001 Gas	\$65,000.00	-\$4,188.10	\$60,811.90	\$30,941.93	\$29,859.97	\$30,941.93	\$0.00	\$29,859.97	\$30,941.93	\$30,941.93	\$0.00
314000 Telefonía tradicional	\$68,016.00	-\$17,082.00	\$50,934.00	\$31,994.00	\$18,940.00	\$31,994.00	\$0.00	\$18,940.00	\$31,994.00	\$31,994.00	\$0.00
314001 Servicio Telefónico Tradicional	\$68,016.00	-\$17,082.00	\$50,934.00	\$31,994.00	\$18,940.00	\$31,994.00	\$0.00	\$18,940.00	\$31,994.00	\$31,994.00	\$0.00
315000 Telefonía celular	\$3,000.00	\$0.00	\$3,000.00	\$0.00	\$3,000.00	\$0.00	\$0.00	\$3,000.00	\$0.00	\$0.00	\$0.00
315001 Servicio de Telefonía Celular	\$3,000.00	\$0.00	\$3,000.00	\$0.00	\$3,000.00	\$0.00	\$0.00	\$3,000.00	\$0.00	\$0.00	\$0.00
317000 Servicios de acceso de Internet, redes y procesamiento	\$20,300.00	-\$750.00	\$19,550.00	\$13,256.00	\$6,294.00	\$13,256.00	\$0.00	\$6,294.00	\$13,256.00	\$13,256.00	\$0.00
317001 Servicios de Conducción de Señales Analógicas y Digitales	\$20,300.00	-\$750.00	\$19,550.00	\$13,256.00	\$6,294.00	\$13,256.00	\$0.00	\$6,294.00	\$13,256.00	\$13,256.00	\$0.00
319000 Servicios integrales y otros servicios	\$0.00	\$0.00	\$20,000.00	\$0.00	\$20,000.00	\$0.00	\$0.00	\$20,000.00	\$0.00	\$0.00	\$0.00
319001 Servicios integrales y otros servicios	\$0.00	\$0.00	\$20,000.00	\$0.00	\$20,000.00	\$0.00	\$0.00	\$20,000.00	\$0.00	\$0.00	\$0.00
320000 Servicios de arrendamiento	\$2,028,376.00	-\$282,248.90	\$1,746,127.10	\$1,219,394.97	\$626,732.13	\$1,219,394.97	\$0.00	\$626,732.13	\$1,219,394.97	\$1,219,394.97	\$0.00
322000 Arrendamiento de edificios	\$62,400.00	-\$14,900.00	\$47,500.00	\$27,500.00	\$10,000.00	\$27,500.00	\$0.00	\$10,000.00	\$27,500.00	\$27,500.00	\$0.00
322001 Arrendamiento de edificios	\$62,400.00	-\$14,900.00	\$47,500.00	\$27,500.00	\$10,000.00	\$27,500.00	\$0.00	\$10,000.00	\$27,500.00	\$27,500.00	\$0.00
323000 Arrendamiento de mobiliario y equipo de administración, educación, investigación, etc.	\$91,878.00	-\$15,690.40	\$76,288.60	\$39,061.37	\$37,224.23	\$39,061.37	\$0.00	\$37,224.23	\$39,061.37	\$39,061.37	\$0.00
323001 Arrendamiento de mobiliario y equipo de administración, educación, investigación, etc.	\$91,878.00	-\$15,690.40	\$76,288.60	\$39,061.37	\$37,224.23	\$39,061.37	\$0.00	\$37,224.23	\$39,061.37	\$39,061.37	\$0.00
325000 Arrendamiento de equipo de transporte	\$729,000.00	-\$209,728.10	\$519,271.90	\$376,016.93	\$143,254.97	\$376,016.93	\$0.00	\$143,254.97	\$376,016.93	\$376,016.93	\$0.00
325001 Servicios de arrendamiento de vehículos y equipo de transporte	\$729,000.00	-\$209,728.10	\$519,271.90	\$376,016.93	\$143,254.97	\$376,016.93	\$0.00	\$143,254.97	\$376,016.93	\$376,016.93	\$0.00
326000 Arrendamiento de maquinaria, otros equipos y herramientas	\$630,000.00	-\$270,000.00	\$420,000.00	\$328,432.01	\$91,567.99	\$328,432.01	\$0.00	\$91,567.99	\$328,432.01	\$328,432.01	\$0.00
326001 Arrendamiento de Maquinaria, Otros Equipos y Herramientas	\$630,000.00	-\$270,000.00	\$420,000.00	\$328,432.01	\$91,567.99	\$328,432.01	\$0.00	\$91,567.99	\$328,432.01	\$328,432.01	\$0.00
327000 Arrendamiento de inmuebles	\$15,000.00	\$0.00	\$15,000.00	\$1,000.00	\$14,000.00	\$1,000.00	\$0.00	\$14,000.00	\$1,000.00	\$1,000.00	\$0.00
327001 Arrendamiento de activos intangibles	\$15,000.00	\$0.00	\$15,000.00	\$1,000.00	\$14,000.00	\$1,000.00	\$0.00	\$14,000.00	\$1,000.00	\$1,000.00	\$0.00
329000 Otros arrendamientos	\$500,000.00	\$178,089.60	\$678,089.60	\$447,384.66	\$447,384.66	\$447,384.66	\$0.00	\$447,384.66	\$447,384.66	\$447,384.66	\$0.00
329001 Otros arrendamientos	\$500,000.00	\$178,089.60	\$678,089.60	\$447,384.66	\$447,384.66	\$447,384.66	\$0.00	\$447,384.66	\$447,384.66	\$447,384.66	\$0.00
330000 Servicios profesionales, científicos, técnicos y otros s	\$215,000.00	\$55,130.00	\$270,130.00	\$189,979.83	\$60,150.17	\$189,979.83	\$0.00	\$60,150.17	\$189,979.83	\$189,979.83	\$0.00



MUNICIPIO DE TEPETITLÁN
HIDALGO
Estado del Ejercicio del Presupuesto de Egresos por Capítulo del Gasto Al 31/oct./2023

Objeto del Gasto	Aprobado	Ampliaciones / (Reducciones)	Presupuesto Vigente	Comprometido	Presupuesto Disponible para Comprometer	Devengado	Comprometido No Devengado	Presupuesto Sin Devengar	Ejercicio	Pagado	Cuentas por Pagar Deuda
331000 Servicios legales, de contabilidad, auditoría y relacionados	\$30,000.00	\$0.00	\$30,000.00	\$0.00	\$30,000.00	\$0.00	\$0.00	\$30,000.00	\$0.00	\$0.00	\$0.00
331022 Servicios de contabilidad, auditoría y servicios relacionados	\$30,000.00	\$0.00	\$30,000.00	\$0.00	\$30,000.00	\$0.00	\$0.00	\$30,000.00	\$0.00	\$0.00	\$0.00
333000 Servicios de consultoría administrativa, procesos, técnico	\$5,000.00	\$0.00	\$5,000.00	\$0.00	\$5,000.00	\$0.00	\$0.00	\$5,000.00	\$0.00	\$0.00	\$0.00
333001 Servicios de consultoría administrativa, técnica y otros s	\$5,000.00	\$0.00	\$5,000.00	\$0.00	\$5,000.00	\$0.00	\$0.00	\$5,000.00	\$0.00	\$0.00	\$0.00
334000 Servicios de capacitación	\$50,000.00	-\$50,000.00	\$0.00	\$0.00	\$0.00	\$0.00	\$0.00	\$0.00	\$0.00	\$0.00	\$0.00
334001 Capacitación	\$50,000.00	-\$50,000.00	\$0.00	\$0.00	\$0.00	\$0.00	\$0.00	\$0.00	\$0.00	\$0.00	\$0.00
336000 Servicios de apoyo administrativo, fotocopiado e impresi	\$5,000.00	\$55,000.00	\$60,000.00	\$53,857.04	\$6,142.96	\$53,857.04	\$0.00	\$6,142.96	\$53,857.04	\$53,857.04	\$0.00
336001 Servicios de apoyo administrativo, fotocopiado e impresi	\$5,000.00	\$55,000.00	\$60,000.00	\$53,857.04	\$6,142.96	\$53,857.04	\$0.00	\$6,142.96	\$53,857.04	\$53,857.04	\$0.00
337000 Servicios de protección y seguridad	\$5,000.00	\$0.00	\$5,000.00	\$0.00	\$5,000.00	\$0.00	\$0.00	\$5,000.00	\$0.00	\$0.00	\$0.00
337001 Servicios de protección y seguridad	\$5,000.00	\$0.00	\$5,000.00	\$0.00	\$5,000.00	\$0.00	\$0.00	\$5,000.00	\$0.00	\$0.00	\$0.00
339000 Servicios de apoyo administrativo, fotocopiado e impresi	\$120,000.00	\$50,130.00	\$170,130.00	\$136,122.79	\$34,007.21	\$136,122.79	\$0.00	\$34,007.21	\$136,122.79	\$136,122.79	\$0.00
339003 Prestación de Servicios Profesionales	\$120,000.00	\$50,130.00	\$170,130.00	\$136,122.79	\$34,007.21	\$136,122.79	\$0.00	\$34,007.21	\$136,122.79	\$136,122.79	\$0.00
340000 Servicios financieros, bancarios y comerciales	\$107,000.00	\$62,000.00	\$169,000.00	\$0.00	\$169,000.00	\$0.00	\$0.00	\$169,000.00	\$0.00	\$0.00	\$0.00
341000 Servicios financieros y bancarios	\$2,000.00	\$0.00	\$2,000.00	\$0.00	\$2,000.00	\$0.00	\$0.00	\$2,000.00	\$0.00	\$0.00	\$0.00
341001 Intereses, Descuentos, y otros Servicios Bancarios	\$2,000.00	\$0.00	\$2,000.00	\$0.00	\$2,000.00	\$0.00	\$0.00	\$2,000.00	\$0.00	\$0.00	\$0.00
345000 Seguro de bienes patrimoniales	\$95,000.00	\$82,000.00	\$157,000.00	\$0.00	\$157,000.00	\$0.00	\$0.00	\$157,000.00	\$0.00	\$0.00	\$0.00
345001 Seguros	\$95,000.00	\$82,000.00	\$157,000.00	\$0.00	\$157,000.00	\$0.00	\$0.00	\$157,000.00	\$0.00	\$0.00	\$0.00
347000 Fletes y manifiestos	\$10,000.00	\$0.00	\$10,000.00	\$0.00	\$10,000.00	\$0.00	\$0.00	\$10,000.00	\$0.00	\$0.00	\$0.00
347001 Fletes y Manifiestos	\$10,000.00	\$0.00	\$10,000.00	\$0.00	\$10,000.00	\$0.00	\$0.00	\$10,000.00	\$0.00	\$0.00	\$0.00
350000 Servicios de instalación, reparación, mantenimiento y	\$1,045,000.00	\$32,274.23	\$1,077,274.23	\$640,540.12	\$436,734.11	\$640,540.12	\$0.00	\$436,734.11	\$640,540.12	\$640,540.12	\$0.00
351000 Conservación y mantenimiento menor de inmuebles	\$30,000.00	\$16,000.00	\$46,000.00	\$42,578.50	\$3,421.50	\$42,578.50	\$0.00	\$3,421.50	\$42,578.50	\$42,578.50	\$0.00
351001 Conservación y mantenimiento menor de inmuebles	\$30,000.00	\$16,000.00	\$46,000.00	\$42,578.50	\$3,421.50	\$42,578.50	\$0.00	\$3,421.50	\$42,578.50	\$42,578.50	\$0.00
352000 Instalación, reparación y mantenimiento de mobiliario y	\$10,000.00	\$0.00	\$10,000.00	\$0.00	\$10,000.00	\$0.00	\$0.00	\$10,000.00	\$0.00	\$0.00	\$0.00
352001 Mantenimiento de Mobiliario y Equipo de Administración	\$10,000.00	\$0.00	\$10,000.00	\$0.00	\$10,000.00	\$0.00	\$0.00	\$10,000.00	\$0.00	\$0.00	\$0.00
353000 Instalación, reparación y mantenimiento de equipo de ofi	\$10,000.00	\$5,000.00	\$15,000.00	\$10,982.01	\$4,137.99	\$10,982.01	\$0.00	\$4,137.99	\$10,982.01	\$10,982.01	\$0.00
353001 Mantenimiento de bienes informáticos	\$10,000.00	\$5,000.00	\$15,000.00	\$10,982.01	\$4,137.99	\$10,982.01	\$0.00	\$4,137.99	\$10,982.01	\$10,982.01	\$0.00
354000 Instalación, reparación y mantenimiento de equipo e ins	\$30,000.00	\$0.00	\$30,000.00	\$0.00	\$30,000.00	\$0.00	\$0.00	\$30,000.00	\$0.00	\$0.00	\$0.00
354001 Instalación, reparación y mantenimiento de equipo e ins	\$30,000.00	\$0.00	\$30,000.00	\$0.00	\$30,000.00	\$0.00	\$0.00	\$30,000.00	\$0.00	\$0.00	\$0.00
355000 Reparación y mantenimiento de equipo de transporte	\$350,000.00	-\$18,515.77	\$331,484.23	\$232,724.35	\$98,759.88	\$232,724.35	\$0.00	\$98,759.88	\$232,724.35	\$232,724.35	\$0.00
355001 Mantenimiento de Vehículos	\$350,000.00	-\$18,515.77	\$331,484.23	\$232,724.35	\$98,759.88	\$232,724.35	\$0.00	\$98,759.88	\$232,724.35	\$232,724.35	\$0.00
357000 Instalación, reparación y mantenimiento de maquinaria,	\$400,000.00	\$29,790.00	\$429,790.00	\$204,716.19	\$225,073.81	\$204,716.19	\$0.00	\$225,073.81	\$204,716.19	\$204,716.19	\$0.00
357001 Mantenimiento de Maquinaria y Equipo	\$300,000.00	\$1,597,900.00	\$309,790.00	\$124,989.39	\$184,800.61	\$124,989.39	\$0.00	\$184,800.61	\$124,989.39	\$124,989.39	\$0.00
357002 Mantenimiento e instalación de Equipos y Herramientas	\$100,000.00	\$20,000.00	\$120,000.00	\$79,726.80	\$40,273.20	\$79,726.80	\$0.00	\$40,273.20	\$79,726.80	\$79,726.80	\$0.00
358000 Servicios de limpieza y manejo de desechos	\$205,000.00	\$0.00	\$205,000.00	\$149,659.07	\$55,340.93	\$149,659.07	\$0.00	\$55,340.93	\$149,659.07	\$149,659.07	\$0.00
358001 Servicios de limpieza y manejo de desechos	\$205,000.00	\$0.00	\$205,000.00	\$149,659.07	\$55,340.93	\$149,659.07	\$0.00	\$55,340.93	\$149,659.07	\$149,659.07	\$0.00



MUNICIPIO DE TEPETITLÁN
HIDALGO
Estado del Ejercicio del Presupuesto de Egresos por Capítulo del Gasto Al 31/oct./2023

Objeto del Gasto	Aprobado	Ampliaciones / (Reducciones)	Presupuesto Vigente	Comprometido	Presupuesto Disponble para Comprometer	Devengado	Comprometido No Devengado	Presupuesto Sin Devengar	Ejercido	Pagado	Cuentas por Pagar/Deuda
480000 Pensiones y Jubilaciones	\$172,872.00	-\$9,510.00	\$163,362.00	\$100,842.00	\$62,520.00	\$100,842.00	\$0.00	\$62,520.00	\$100,842.00	\$100,842.00	\$0.00
482000 Jubilaciones	\$172,872.00	-\$9,510.00	\$163,362.00	\$100,842.00	\$62,520.00	\$100,842.00	\$0.00	\$62,520.00	\$100,842.00	\$100,842.00	\$0.00
482001 Jubilaciones	\$172,872.00	-\$9,510.00	\$163,362.00	\$100,842.00	\$62,520.00	\$100,842.00	\$0.00	\$62,520.00	\$100,842.00	\$100,842.00	\$0.00
600000 BIENES MUEBLES, INMUEBLES E INTANGIBLE	\$412,000.00	\$1,888,710.51	\$2,298,710.51	\$1,588,857.10	\$709,853.41	\$1,588,857.10	\$0.00	\$709,853.41	\$1,588,857.10	\$1,588,857.10	\$0.00
510000 Mobiliario y equipo de administración	\$247,000.00	\$57,385.01	\$304,385.01	\$117,856.53	\$186,528.48	\$117,856.53	\$0.00	\$186,528.48	\$117,856.53	\$117,856.53	\$0.00
511000 Muebles de oficina y estantería	\$82,000.00	\$8,000.00	\$90,000.00	\$6,447.00	\$83,553.00	\$6,447.00	\$0.00	\$83,553.00	\$6,447.00	\$6,447.00	\$0.00
511001 Muebles de oficina y estantería	\$82,000.00	\$8,000.00	\$90,000.00	\$6,447.00	\$83,553.00	\$6,447.00	\$0.00	\$83,553.00	\$6,447.00	\$6,447.00	\$0.00
512000 Muebles, excepto de oficina y estantería	\$20,000.00	-\$20,000.00	\$0.00	\$0.00	\$0.00	\$0.00	\$0.00	\$0.00	\$0.00	\$0.00	\$0.00
512001 Muebles, excepto de oficina y estantería	\$20,000.00	-\$20,000.00	\$0.00	\$0.00	\$0.00	\$0.00	\$0.00	\$0.00	\$0.00	\$0.00	\$0.00
515000 Equipo de cómputo y de tecnología de la información	\$125,000.00	\$69,385.01	\$194,385.01	\$106,311.53	\$88,073.48	\$106,311.53	\$0.00	\$88,073.48	\$106,311.53	\$106,311.53	\$0.00
515001 Bienes informáticos	\$125,000.00	\$69,385.01	\$194,385.01	\$106,311.53	\$88,073.48	\$106,311.53	\$0.00	\$88,073.48	\$106,311.53	\$106,311.53	\$0.00
519000 Otros mobiliarios y equipos de administración	\$126,000.00	\$89,385.01	\$215,385.01	\$106,311.53	\$88,073.48	\$106,311.53	\$0.00	\$88,073.48	\$106,311.53	\$106,311.53	\$0.00
519001 Otros mobiliarios y equipos de administración	\$126,000.00	\$89,385.01	\$215,385.01	\$106,311.53	\$88,073.48	\$106,311.53	\$0.00	\$88,073.48	\$106,311.53	\$106,311.53	\$0.00
520000 Mobiliario y equipo educacional y recreativo	\$40,000.00	\$0.00	\$40,000.00	\$5,098.00	\$34,902.00	\$5,098.00	\$0.00	\$34,902.00	\$5,098.00	\$5,098.00	\$0.00
521000 Equipos y aparatos audiovisuales	\$40,000.00	\$0.00	\$40,000.00	\$5,098.00	\$34,902.00	\$5,098.00	\$0.00	\$34,902.00	\$5,098.00	\$5,098.00	\$0.00
521001 Equipos y aparatos audiovisuales	\$40,000.00	\$0.00	\$40,000.00	\$5,098.00	\$34,902.00	\$5,098.00	\$0.00	\$34,902.00	\$5,098.00	\$5,098.00	\$0.00
523000 Cámaras fotográficas y de video	\$50,000.00	\$40,000.00	\$90,000.00	\$0.00	\$90,000.00	\$0.00	\$0.00	\$90,000.00	\$0.00	\$0.00	\$0.00
523001 Cámaras fotográficas y de video	\$50,000.00	\$40,000.00	\$90,000.00	\$0.00	\$90,000.00	\$0.00	\$0.00	\$90,000.00	\$0.00	\$0.00	\$0.00
529000 Otro mobiliario y equipo educacional y recreativo	\$50,000.00	\$40,000.00	\$90,000.00	\$0.00	\$90,000.00	\$0.00	\$0.00	\$90,000.00	\$0.00	\$0.00	\$0.00
529001 Otro mobiliario y equipo educacional y recreativo	\$50,000.00	\$40,000.00	\$90,000.00	\$0.00	\$90,000.00	\$0.00	\$0.00	\$90,000.00	\$0.00	\$0.00	\$0.00
529002 Equipo Educacional y Recreativo	\$15,000.00	-\$15,000.00	\$0.00	\$0.00	\$0.00	\$0.00	\$0.00	\$0.00	\$0.00	\$0.00	\$0.00
530000 Equipo e instrumental médico y de laboratorio	\$0.00	\$48,720.00	\$48,720.00	\$48,720.00	\$0.00	\$48,720.00	\$0.00	\$0.00	\$48,720.00	\$48,720.00	\$0.00
531000 Equipo médico y de laboratorio	\$0.00	\$48,720.00	\$48,720.00	\$48,720.00	\$0.00	\$48,720.00	\$0.00	\$0.00	\$48,720.00	\$48,720.00	\$0.00
531001 Equipo médico y de laboratorio	\$0.00	\$48,720.00	\$48,720.00	\$48,720.00	\$0.00	\$48,720.00	\$0.00	\$0.00	\$48,720.00	\$48,720.00	\$0.00
540000 Vehículos y equipo de transporte	\$50,000.00	\$1,197,698.87	\$1,247,698.87	\$1,238,209.63	\$9,487.24	\$1,238,209.63	\$0.00	\$9,487.24	\$1,238,209.63	\$1,238,209.63	\$0.00
541000 Vehículos y equipo terrestre	\$50,000.00	\$1,197,698.87	\$1,247,698.87	\$1,238,209.63	\$9,487.24	\$1,238,209.63	\$0.00	\$9,487.24	\$1,238,209.63	\$1,238,209.63	\$0.00
541001 Vehículos y Equipo Terrestre	\$50,000.00	\$1,197,698.87	\$1,247,698.87	\$1,238,209.63	\$9,487.24	\$1,238,209.63	\$0.00	\$9,487.24	\$1,238,209.63	\$1,238,209.63	\$0.00
560000 Maquinaria, otros equipos y herramientas	\$50,000.00	\$414,862.84	\$464,862.84	\$116,326.84	\$348,536.00	\$116,326.84	\$0.00	\$348,536.00	\$116,326.84	\$116,326.84	\$0.00
565000 Equipo de comunicación y telecomunicación	\$0.00	\$300,000.00	\$300,000.00	\$0.00	\$300,000.00	\$0.00	\$0.00	\$300,000.00	\$0.00	\$0.00	\$0.00
565001 Equipos y Aparatos de Comunicación y Telecomunicación	\$0.00	\$300,000.00	\$300,000.00	\$0.00	\$300,000.00	\$0.00	\$0.00	\$300,000.00	\$0.00	\$0.00	\$0.00
569000 Equipos de generación eléctrica, aparatos y accesorios	\$50,000.00	-\$10,000.00	\$40,000.00	\$0.00	\$40,000.00	\$0.00	\$0.00	\$40,000.00	\$0.00	\$0.00	\$0.00
569001 Equipos de generación eléctrica, aparatos y accesorios	\$50,000.00	-\$10,000.00	\$40,000.00	\$0.00	\$40,000.00	\$0.00	\$0.00	\$40,000.00	\$0.00	\$0.00	\$0.00
587000 Herramientas y máquinas-herramienta	\$0.00	\$27,251.42	\$27,251.42	\$27,251.42	\$0.00	\$27,251.42	\$0.00	\$0.00	\$27,251.42	\$27,251.42	\$0.00
587001 Herramientas y Máquinas-Herramientas	\$0.00	\$27,251.42	\$27,251.42	\$27,251.42	\$0.00	\$27,251.42	\$0.00	\$0.00	\$27,251.42	\$27,251.42	\$0.00
590000 Otros equipos	\$0.00	\$97,611.42	\$97,611.42	\$89,075.42	\$8,536.00	\$89,075.42	\$0.00	\$8,536.00	\$89,075.42	\$89,075.42	\$0.00
590001 Otros equipos	\$0.00	\$97,611.42	\$97,611.42	\$89,075.42	\$8,536.00	\$89,075.42	\$0.00	\$8,536.00	\$89,075.42	\$89,075.42	\$0.00



MUNICIPIO DE TEPETITLÁN
 HIDALGO

Estado del Ejercicio del Presupuesto de Egresos por Capítulo del Gasto Al 31/oct./2023

Objeto del Gasto	Aprobado	Ampliaciones / (Reducciones)	Presupuesto Vigente	Comprometido	Presupuesto Disponible para Comprometer	Devengado	Comprometido No Devengado	Presupuesto Sin Devengar	Ejercido	Pagado	Cuentas por Pagar Deuda
800000 INVERSION PUBLICA	\$10,759,117.00	\$14,656,486.52	\$25,615,603.52	\$17,754,682.43	\$7,860,921.09	\$10,700,000.00	\$7,054,682.43	\$14,915,603.52	\$10,700,000.00	\$10,700,000.00	\$0.00
610000 Obra pública en bienes de dominio público	\$9,159,117.00	\$16,456,486.52	\$25,615,603.52	\$17,754,682.43	\$7,860,921.09	\$10,700,000.00	\$7,054,682.43	\$14,915,603.52	\$10,700,000.00	\$10,700,000.00	\$0.00
612000 Edificación no habitacional	\$357,175.14	\$942,824.86	\$1,300,000.00	\$0.00	\$1,300,000.00	\$0.00	\$0.00	\$1,300,000.00	\$0.00	\$0.00	\$0.00
612001 Edificación no habitacional	\$357,175.14	\$942,824.86	\$1,300,000.00	\$0.00	\$1,300,000.00	\$0.00	\$0.00	\$1,300,000.00	\$0.00	\$0.00	\$0.00
613000 Construcción de obras para el abastecimiento de agua	\$200,000.00	\$5,950,000.00	\$7,150,000.00	\$6,947,480.00	\$202,520.00	\$1,400,000.00	\$5,547,480.00	\$5,750,000.00	\$1,400,000.00	\$1,400,000.00	\$0.00
613001 Construcción de obras para el abastecimiento de agua	\$200,000.00	\$5,950,000.00	\$7,150,000.00	\$6,947,480.00	\$202,520.00	\$1,400,000.00	\$5,547,480.00	\$5,750,000.00	\$1,400,000.00	\$1,400,000.00	\$0.00
614000 División de terrenos y construcción de obras de urbanización	\$6,325,941.86	\$2,907,113.66	\$6,933,055.52	\$5,907,202.43	\$3,025,853.09	\$4,400,000.00	\$1,507,202.43	\$4,533,055.52	\$4,400,000.00	\$4,400,000.00	\$0.00
614001 División de terrenos y construcción de obras de urbanización	\$6,325,941.86	\$2,907,113.66	\$6,933,055.52	\$5,907,202.43	\$3,025,853.09	\$4,400,000.00	\$1,507,202.43	\$4,533,055.52	\$4,400,000.00	\$4,400,000.00	\$0.00
615000 Construcción de vías de comunicación	\$1,776,000.00	\$8,308,548.00	\$8,082,548.00	\$4,900,000.00	\$3,182,548.00	\$4,900,000.00	\$0.00	\$3,182,548.00	\$4,900,000.00	\$4,900,000.00	\$0.00
615001 Construcción de vías de comunicación	\$1,776,000.00	\$8,308,548.00	\$8,082,548.00	\$4,900,000.00	\$3,182,548.00	\$4,900,000.00	\$0.00	\$3,182,548.00	\$4,900,000.00	\$4,900,000.00	\$0.00
617000 Instalaciones y equipamiento en construcciones	\$0.00	\$150,000.00	\$150,000.00	\$0.00	\$150,000.00	\$0.00	\$0.00	\$150,000.00	\$0.00	\$0.00	\$0.00
617001 Instalaciones y equipamiento en construcciones	\$0.00	\$150,000.00	\$150,000.00	\$0.00	\$150,000.00	\$0.00	\$0.00	\$150,000.00	\$0.00	\$0.00	\$0.00
619000 Trabajos de acabados en edificaciones y otros trabajos	\$500,000.00	-\$500,000.00	\$0.00	\$0.00	\$0.00	\$0.00	\$0.00	\$0.00	\$0.00	\$0.00	\$0.00
619001 Trabajos de acabados en edificaciones y otros trabajos	\$500,000.00	-\$500,000.00	\$0.00	\$0.00	\$0.00	\$0.00	\$0.00	\$0.00	\$0.00	\$0.00	\$0.00
620000 Obra pública en bienes propios	\$1,600,000.00	-\$1,600,000.00	\$0.00	\$0.00	\$0.00	\$0.00	\$0.00	\$0.00	\$0.00	\$0.00	\$0.00
622000 Edificación no habitacional	\$1,600,000.00	-\$1,600,000.00	\$0.00	\$0.00	\$0.00	\$0.00	\$0.00	\$0.00	\$0.00	\$0.00	\$0.00
622001 Edificación no habitacional	\$1,600,000.00	-\$1,600,000.00	\$0.00	\$0.00	\$0.00	\$0.00	\$0.00	\$0.00	\$0.00	\$0.00	\$0.00
Total	\$52,830,580.08	\$18,579,748.08	\$71,710,328.12	\$50,231,825.91	\$21,476,510.61	\$44,177,143.08	\$7,054,682.43	\$28,531,135.04	\$42,515,740.43	\$42,502,608.04	\$274,484.04



ING. MARIANE HERNANDEZ SANTIAGO
 TESORERA MUNICIPAL

ING. ELIAS CASTILLO MARTINEZ
 PRESIDENTE MUNICIPAL

LIC. ANA KARLEN GARCIA ROJAS
 SINDICO PROCURADOR



Bajo Protesta de Decir Verdad Declaramos que los Estados Financieros, Presupuestales y sus Notas, son Razónablemente Correctos y son Responsabilidad del Emisor."

"BAJO PROTESTA DE DECIR VERDAD DECLARAMOS QUE LAS CIFRAS CONTENIDAS EN ESTE ESTADO FINANCIERO SON VERACES Y CONTIENEN TODA LA INFORMACIÓN REFERENTE A LA SITUACIÓN Y/O LOS RESULTADOS DEL "MUNICIPIO DE TEPETITLÁN", AFIRMANDO SER LEGALMENTE RESPONSABLES DE LA AUTENTICIDAD Y VERACIDAD DE LAS MISMAS Y ASIMISMO ASUMIMOS LA RESPONSABILIDAD DERIVADA DE CUALQUIER DECLARACIÓN EN FALSO SOBRE LAS MISMAS"




MUNICIPIO DE TEPETITLÁN
HIDALGO
Estado del Ejercicio del Presupuesto de Egresos por Capítulo del Gasto Al 30/nov./2023

Libro de Cuenta Pública
Rep. Interacción Municipal-Egresos


Fecha y Hora de Impresión: 14/nov/2024 03:21 p. m.

Objeto del Gasto	Aprobado (Reducciones)	Ampliaciones / (Reducciones)	Presupuesto		Presupuesto		Presupuesto		Presupuesto		Ejercido	Pagado	Cuentas por Pagar Deuda
			Vigente	Comprometido	Disponible para Comprometer	Devengado	Comprometido No Devengado	Sin Devengar					
SERVICIOS PERSONALES	\$22,086,517.13	-\$1,570,022.43	\$20,489,494.70	\$16,555,382.90	\$3,935,111.80	\$16,555,382.90	\$0.00	\$3,935,111.80	\$16,555,382.90	\$16,555,382.90	\$0.00	\$0.00	\$0.00
Remuneraciones al personal de carácter permanente	\$13,797,753.66	-\$870,480.30	\$12,927,273.36	\$11,647,484.00	\$1,279,809.36	\$11,647,484.00	\$0.00	\$1,279,809.36	\$11,647,484.00	\$11,647,484.00	\$0.00	\$0.00	\$0.00
Dieta	\$2,088,152.00	\$134,794.00	\$2,223,036.00	\$1,881,792.00	\$342,144.00	\$1,881,792.00	\$0.00	\$342,144.00	\$1,881,792.00	\$1,881,792.00	\$0.00	\$0.00	\$0.00
Dieta	\$2,089,152.00	\$134,794.00	\$2,223,036.00	\$1,881,792.00	\$342,144.00	\$1,881,792.00	\$0.00	\$342,144.00	\$1,881,792.00	\$1,881,792.00	\$0.00	\$0.00	\$0.00
Sueldos base al personal permanente	\$11,708,601.66	-\$1,005,264.30	\$10,703,337.36	\$9,765,672.00	\$937,665.36	\$9,765,672.00	\$0.00	\$937,665.36	\$9,765,672.00	\$9,765,672.00	\$0.00	\$0.00	\$0.00
Sueldos	\$11,708,601.66	-\$1,005,264.30	\$10,703,337.36	\$9,765,672.00	\$937,665.36	\$9,765,672.00	\$0.00	\$937,665.36	\$9,765,672.00	\$9,765,672.00	\$0.00	\$0.00	\$0.00
Remuneraciones al personal de carácter transitorio	\$228,586.22	-\$14,838.22	\$223,728.00	\$203,716.00	\$20,012.00	\$203,716.00	\$0.00	\$20,012.00	\$203,716.00	\$203,716.00	\$0.00	\$0.00	\$0.00
Sueldos base al personal eventual	\$228,586.22	-\$14,838.22	\$223,728.00	\$203,716.00	\$20,012.00	\$203,716.00	\$0.00	\$20,012.00	\$203,716.00	\$203,716.00	\$0.00	\$0.00	\$0.00
Sueldo Base a Personal Eventual	\$228,586.22	-\$14,838.22	\$223,728.00	\$203,716.00	\$20,012.00	\$203,716.00	\$0.00	\$20,012.00	\$203,716.00	\$203,716.00	\$0.00	\$0.00	\$0.00
Remuneraciones adicionales y especiales	\$7,289,463.88	-\$341,875.54	\$6,924,588.34	\$4,387,287.90	\$2,537,290.44	\$4,387,287.90	\$0.00	\$2,537,290.44	\$4,387,287.90	\$4,387,287.90	\$0.00	\$0.00	\$0.00
Primas de Vacaciones y Dominical	\$2,192,721.28	\$32,742.06	\$2,225,463.34	\$103,891.53	\$2,121,531.81	\$103,891.53	\$0.00	\$2,121,531.81	\$103,891.53	\$103,891.53	\$0.00	\$0.00	\$0.00
Prima de Vacaciones y Dominical	\$171,916.47	-\$585.50	\$171,330.97	\$89,082.91	\$82,248.06	\$89,082.91	\$0.00	\$82,248.06	\$89,082.91	\$89,082.91	\$0.00	\$0.00	\$0.00
Gratificación Anual	\$2,020,804.81	\$33,327.56	\$2,054,132.37	\$17,848.62	\$2,036,283.75	\$17,848.62	\$0.00	\$2,036,283.75	\$17,848.62	\$17,848.62	\$0.00	\$0.00	\$0.00
Horas extraordinarias	\$353,763.60	-\$353,763.60	\$0.00	\$0.00	\$0.00	\$0.00	\$0.00	\$0.00	\$0.00	\$0.00	\$0.00	\$0.00	\$0.00
Horas extras	\$353,763.60	-\$353,763.60	\$0.00	\$0.00	\$0.00	\$0.00	\$0.00	\$0.00	\$0.00	\$0.00	\$0.00	\$0.00	\$0.00
Compensaciones	\$4,719,979.00	-\$20,854.00	\$4,699,125.00	\$4,283,386.37	\$415,758.63	\$4,283,386.37	\$0.00	\$415,758.63	\$4,283,386.37	\$4,283,386.37	\$0.00	\$0.00	\$0.00
Compensaciones	\$4,719,979.00	-\$20,854.00	\$4,699,125.00	\$4,283,386.37	\$415,758.63	\$4,283,386.37	\$0.00	\$415,758.63	\$4,283,386.37	\$4,283,386.37	\$0.00	\$0.00	\$0.00
Otras prestaciones sociales y económicas	\$535,984.64	-\$121,079.64	\$414,905.00	\$316,905.00	\$98,000.00	\$316,905.00	\$0.00	\$98,000.00	\$316,905.00	\$316,905.00	\$0.00	\$0.00	\$0.00
Indemnizaciones	\$200,000.00	-\$121,095.00	\$78,905.00	\$70,000.00	\$8,905.00	\$70,000.00	\$0.00	\$8,905.00	\$70,000.00	\$70,000.00	\$0.00	\$0.00	\$0.00
Indemnizaciones	\$200,000.00	-\$121,095.00	\$78,905.00	\$70,000.00	\$8,905.00	\$70,000.00	\$0.00	\$8,905.00	\$70,000.00	\$70,000.00	\$0.00	\$0.00	\$0.00
Prestaciones contractuales	\$335,984.64	\$15.36	\$336,000.00	\$308,000.00	\$28,000.00	\$308,000.00	\$0.00	\$28,000.00	\$308,000.00	\$308,000.00	\$0.00	\$0.00	\$0.00
Prestaciones establecidas por condiciones generales de	\$335,984.64	\$15.36	\$336,000.00	\$308,000.00	\$28,000.00	\$308,000.00	\$0.00	\$28,000.00	\$308,000.00	\$308,000.00	\$0.00	\$0.00	\$0.00
Provisiones	\$221,748.73	-\$221,748.73	\$0.00	\$0.00	\$0.00	\$0.00	\$0.00	\$0.00	\$0.00	\$0.00	\$0.00	\$0.00	\$0.00
Provisiones de carácter laboral, económica y de seguridad	\$221,748.73	-\$221,748.73	\$0.00	\$0.00	\$0.00	\$0.00	\$0.00	\$0.00	\$0.00	\$0.00	\$0.00	\$0.00	\$0.00
Provisiones sobre remuneraciones	\$221,748.73	-\$221,748.73	\$0.00	\$0.00	\$0.00	\$0.00	\$0.00	\$0.00	\$0.00	\$0.00	\$0.00	\$0.00	\$0.00
MATERIALES Y SUMINISTROS	\$7,418,837.06	\$1,987,473.88	\$9,406,310.94	\$6,993,685.74	\$2,412,625.20	\$6,993,685.74	\$0.00	\$2,412,625.20	\$6,993,685.74	\$6,993,685.74	\$0.00	\$0.00	\$0.00
Materiales de administración, emisión de documentos	\$812,837.06	\$106,459.71	\$919,296.77	\$586,466.72	\$332,830.05	\$586,466.72	\$0.00	\$332,830.05	\$586,466.72	\$586,466.72	\$0.00	\$0.00	\$0.00
Materiales, útiles y equipos menores de oficina	\$227,637.06	\$16,256.50	\$244,093.56	\$160,864.65	\$83,228.91	\$160,864.65	\$0.00	\$83,228.91	\$160,864.65	\$160,864.65	\$0.00	\$0.00	\$0.00
Materiales de Oficina	\$227,637.06	\$16,256.50	\$244,093.56	\$160,864.65	\$83,228.91	\$160,864.65	\$0.00	\$83,228.91	\$160,864.65	\$160,864.65	\$0.00	\$0.00	\$0.00
Materiales y útiles de impresión y reproducción	\$20,000.00	-\$16,500.00	\$3,500.00	\$0.00	\$3,500.00	\$0.00	\$0.00	\$3,500.00	\$0.00	\$0.00	\$0.00	\$0.00	\$0.00
Materiales y Útiles de Impresión y Reproducción	\$20,000.00	-\$16,500.00	\$3,500.00	\$0.00	\$3,500.00	\$0.00	\$0.00	\$3,500.00	\$0.00	\$0.00	\$0.00	\$0.00	\$0.00
Materiales estadístico y geográfico	\$5,000.00	-\$5,000.00	\$0.00	\$0.00	\$0.00	\$0.00	\$0.00	\$0.00	\$0.00	\$0.00	\$0.00	\$0.00	\$0.00
Materiales estadístico y geográfico	\$5,000.00	-\$5,000.00	\$0.00	\$0.00	\$0.00	\$0.00	\$0.00	\$0.00	\$0.00	\$0.00	\$0.00	\$0.00	\$0.00
Materiales, útiles y equipos menores de tecnologías de I	\$75,000.00	\$23,071.02	\$98,071.02	\$55,702.09	\$42,368.93	\$55,702.09	\$0.00	\$42,368.93	\$55,702.09	\$55,702.09	\$0.00	\$0.00	\$0.00
Materiales, útiles y equipos menores de tecnologías de I	\$75,000.00	\$23,071.02	\$98,071.02	\$55,702.09	\$42,368.93	\$55,702.09	\$0.00	\$42,368.93	\$55,702.09	\$55,702.09	\$0.00	\$0.00	\$0.00




MUNICIPIO DE TEPETITLÁN
HIDALGO
Estado del Ejercicio del Presupuesto de Egresos por Capítulo del Gasto Al 30/nov./2023

Objeto del Gasto	Aprobado (Reducciones)	Ampliaciones /	Presupuesto Vigente	Comprometido	Presupuesto Disponible para Comprometer	Devengado	Comprometido No Devengado	Presupuesto Sin Devengar	Ejercido	Pagado	Cuentas por Pagar Deuda
215000 Material Impreso e información digital	\$285,000.00	\$112,957.23	\$397,957.23	\$276,573.97	\$121,383.26	\$276,573.97	\$0.00	\$121,383.26	\$276,573.97	\$276,573.97	\$0.00
215001 Material Impreso e información digital	\$285,000.00	\$112,957.23	\$397,957.23	\$276,573.97	\$121,383.26	\$276,573.97	\$0.00	\$121,383.26	\$276,573.97	\$276,573.97	\$0.00
216000 Material de limpieza	\$100,000.00	-\$26,205.04	\$73,794.96	\$44,446.01	\$29,348.95	\$44,446.01	\$0.00	\$29,348.95	\$44,446.01	\$44,446.01	\$0.00
216001 Material de Limpieza	\$100,000.00	-\$26,205.04	\$73,794.96	\$44,446.01	\$29,348.95	\$44,446.01	\$0.00	\$29,348.95	\$44,446.01	\$44,446.01	\$0.00
218000 Materiales para el registro e identificación de bienes y pr	\$100,000.00	\$1,860.00	\$101,860.00	\$48,860.00	\$53,000.00	\$48,860.00	\$0.00	\$53,000.00	\$48,860.00	\$48,860.00	\$0.00
218001 Materiales para el registro e identificación de bienes	\$40,000.00	\$4,030.00	\$44,030.00	\$10,030.00	\$34,000.00	\$10,030.00	\$0.00	\$34,000.00	\$10,030.00	\$10,030.00	\$0.00
218002 Materiales para el registro e identificación de personas	\$60,000.00	-\$2,160.00	\$57,840.00	\$38,850.00	\$19,000.00	\$38,850.00	\$0.00	\$19,000.00	\$38,850.00	\$38,850.00	\$0.00
220000 Alimentos y Utensilios	\$720,000.00	\$581,810.13	\$1,301,810.13	\$1,112,950.07	\$198,860.06	\$1,112,950.07	\$0.00	\$198,860.06	\$1,112,950.07	\$1,112,950.07	\$0.00
221000 Productos alimenticios para personas	\$650,000.00	\$621,822.63	\$1,271,822.63	\$1,067,263.08	\$174,659.55	\$1,067,263.08	\$0.00	\$174,659.55	\$1,067,263.08	\$1,067,263.08	\$0.00
221001 Alimentación de Personas	\$650,000.00	\$621,822.63	\$1,271,822.63	\$1,067,263.08	\$174,659.55	\$1,067,263.08	\$0.00	\$174,659.55	\$1,067,263.08	\$1,067,263.08	\$0.00
223000 Utensilios para el servicio de alimentación	\$70,000.00	-\$40,112.50	\$29,887.50	\$15,686.99	\$14,200.51	\$15,686.99	\$0.00	\$14,200.51	\$15,686.99	\$15,686.99	\$0.00
223001 Utensilios para el Servicio de Alimentación	\$70,000.00	-\$40,112.50	\$29,887.50	\$15,686.99	\$14,200.51	\$15,686.99	\$0.00	\$14,200.51	\$15,686.99	\$15,686.99	\$0.00
240000 Materiales y artículos de construcción y de reparación	\$1,315,000.00	\$499,990.39	\$1,804,990.39	\$1,226,977.52	\$578,012.87	\$1,226,977.52	\$0.00	\$578,012.87	\$1,226,977.52	\$1,226,977.52	\$0.00
241000 Productos minerales no metálicos	\$300,000.00	-\$214,978.00	\$85,024.00	\$35,024.00	\$50,000.00	\$35,024.00	\$0.00	\$50,000.00	\$35,024.00	\$35,024.00	\$0.00
241001 Productos minerales no metálicos	\$300,000.00	-\$214,978.00	\$85,024.00	\$35,024.00	\$50,000.00	\$35,024.00	\$0.00	\$50,000.00	\$35,024.00	\$35,024.00	\$0.00
242000 Cemento y productos de concreto	\$440,000.00	-\$49,072.83	\$390,927.17	\$335,927.17	\$335,927.17	\$335,927.17	\$0.00	\$335,927.17	\$335,927.17	\$335,927.17	\$0.00
242001 Cemento y productos de concreto	\$440,000.00	-\$49,072.83	\$390,927.17	\$335,927.17	\$335,927.17	\$335,927.17	\$0.00	\$335,927.17	\$335,927.17	\$335,927.17	\$0.00
243000 Cal, yeso y productos de yeso	\$10,000.00	-\$1,240.00	\$8,760.00	\$4,219.99	\$4,540.01	\$4,219.99	\$0.00	\$4,540.01	\$4,219.99	\$4,219.99	\$0.00
243001 Cal, yeso y productos de yeso	\$10,000.00	-\$1,240.00	\$8,760.00	\$4,219.99	\$4,540.01	\$4,219.99	\$0.00	\$4,540.01	\$4,219.99	\$4,219.99	\$0.00
244000 Madera y productos de madera	\$10,000.00	\$12,202.78	\$22,202.78	\$12,202.78	\$10,000.00	\$12,202.78	\$0.00	\$10,000.00	\$12,202.78	\$12,202.78	\$0.00
244001 Madera y productos de madera	\$10,000.00	\$12,202.78	\$22,202.78	\$12,202.78	\$10,000.00	\$12,202.78	\$0.00	\$10,000.00	\$12,202.78	\$12,202.78	\$0.00
245000 Vidrio y productos de vidrio	\$10,000.00	-\$5,000.00	\$5,000.00	\$0.00	\$5,000.00	\$0.00	\$0.00	\$5,000.00	\$0.00	\$0.00	\$0.00
245001 Vidrio y productos de vidrio	\$10,000.00	-\$5,000.00	\$5,000.00	\$0.00	\$5,000.00	\$0.00	\$0.00	\$5,000.00	\$0.00	\$0.00	\$0.00
246000 Material eléctrico y electrónico	\$250,000.00	\$369,431.00	\$616,431.00	\$432,916.72	\$183,514.28	\$432,916.72	\$0.00	\$183,514.28	\$432,916.72	\$432,916.72	\$0.00
246001 Material Eléctrico y Electrónico	\$250,000.00	\$369,431.00	\$616,431.00	\$432,916.72	\$183,514.28	\$432,916.72	\$0.00	\$183,514.28	\$432,916.72	\$432,916.72	\$0.00
247000 Artículos metálicos para la construcción	\$10,000.00	-\$5,000.00	\$5,000.00	\$886.00	\$4,114.00	\$886.00	\$0.00	\$4,114.00	\$886.00	\$886.00	\$0.00
247001 Artículos metálicos para la construcción	\$10,000.00	-\$5,000.00	\$5,000.00	\$886.00	\$4,114.00	\$886.00	\$0.00	\$4,114.00	\$886.00	\$886.00	\$0.00
248000 Materiales complementarios	\$140,000.00	\$314,464.71	\$454,464.71	\$245,907.78	\$208,556.93	\$245,907.78	\$0.00	\$208,556.93	\$245,907.78	\$245,907.78	\$0.00
248001 Materiales complementarios	\$140,000.00	\$314,464.71	\$454,464.71	\$245,907.78	\$208,556.93	\$245,907.78	\$0.00	\$208,556.93	\$245,907.78	\$245,907.78	\$0.00
249000 Otros materiales y artículos de construcción y reparaci	\$145,000.00	\$72,180.73	\$217,180.73	\$159,893.08	\$57,287.65	\$159,893.08	\$0.00	\$57,287.65	\$159,893.08	\$159,893.08	\$0.00
249001 Otros materiales y artículos de construcción y reparaci	\$145,000.00	\$72,180.73	\$217,180.73	\$159,893.08	\$57,287.65	\$159,893.08	\$0.00	\$57,287.65	\$159,893.08	\$159,893.08	\$0.00
250000 Productos químicos, farmacéuticos y de laboratorio	\$546,000.00	-\$191,486.98	\$354,513.02	\$266,867.76	\$67,635.26	\$266,867.76	\$0.00	\$67,635.26	\$266,867.76	\$266,867.76	\$0.00
252000 Fertilizantes, pesticidas y otros agroquímicos	\$10,000.00	-\$4,969.00	\$5,032.00	\$32.00	\$5,000.00	\$32.00	\$0.00	\$5,000.00	\$32.00	\$32.00	\$0.00
252001 Fertilizantes, pesticidas y otros agroquímicos	\$10,000.00	-\$4,969.00	\$5,032.00	\$32.00	\$5,000.00	\$32.00	\$0.00	\$5,000.00	\$32.00	\$32.00	\$0.00
253000 Medicinas y productos farmacéuticos	\$110,000.00	-\$66,649.98	\$43,350.02	\$41,429.90	\$11,720.12	\$41,429.90	\$0.00	\$11,720.12	\$41,429.90	\$41,429.90	\$0.00
253001 Medicinas y productos farmacéuticos	\$110,000.00	-\$66,649.98	\$43,350.02	\$41,429.90	\$11,720.12	\$41,429.90	\$0.00	\$11,720.12	\$41,429.90	\$41,429.90	\$0.00



MUNICIPIO DE TEPETITLÁN
HIDALGO
Estado del Ejercicio del Presupuesto de Egresos por Capítulo del Gasto Al 30/nov./2023

Objeto del Gasto	Aprobado (Reducciones)	Ampliaciones /	Presupuesto Vigente	Comprometido	Presupuesto Disponible para Comprometer	Devengado	Comprometido No Devengado	Presupuesto Sin Devengar	Ejercido	Pagado	Cuentas por Pagar Deuda
253001 Medicinas y Productos Farmacéuticos	\$110,000.00	-\$56,848.98	\$53,150.02	\$41,429.80	\$11,720.12	\$41,429.80	\$0.00	\$11,720.12	\$41,429.80	\$41,429.80	\$0.00
254000 Materiales, accesorios y suministros médicos	\$60,000.00	-\$35,000.00	\$25,000.00	\$0.00	\$25,000.00	\$0.00	\$0.00	\$25,000.00	\$0.00	\$0.00	\$0.00
254001 Materiales, accesorios y suministros médicos	\$60,000.00	-\$35,000.00	\$25,000.00	\$0.00	\$25,000.00	\$0.00	\$0.00	\$25,000.00	\$0.00	\$0.00	\$0.00
256000 Fibras sintéticas, hules, plásticos y derivados	\$106,000.00	\$41,085.00	\$147,085.00	\$0.00	\$28,187.14	\$118,917.86	\$0.00	\$28,187.14	\$118,917.86	\$118,917.86	\$0.00
256001 Fibras sintéticas, hules, plásticos y derivados	\$106,000.00	\$41,085.00	\$147,085.00	\$118,917.86	\$28,187.14	\$118,917.86	\$0.00	\$28,187.14	\$118,917.86	\$118,917.86	\$0.00
256000 Otros productos químicos	\$280,000.00	-\$135,764.00	\$124,236.00	\$106,488.00	\$17,748.00	\$106,488.00	\$0.00	\$17,748.00	\$106,488.00	\$106,488.00	\$0.00
256001 Otros productos químicos	\$280,000.00	-\$135,764.00	\$124,236.00	\$106,488.00	\$17,748.00	\$106,488.00	\$0.00	\$17,748.00	\$106,488.00	\$106,488.00	\$0.00
260000 Combustibles, lubricantes y aditivos	\$2,750,000.00	\$966,352.97	\$3,716,352.97	\$2,930,189.76	\$786,163.21	\$2,930,189.76	\$0.00	\$786,163.21	\$2,930,189.76	\$2,930,189.76	\$0.00
261000 Combustibles, lubricantes y aditivos	\$2,750,000.00	\$966,352.97	\$3,716,352.97	\$2,930,189.76	\$786,163.21	\$2,930,189.76	\$0.00	\$786,163.21	\$2,930,189.76	\$2,930,189.76	\$0.00
261001 Combustibles y lubricantes vehiculos y equipos terrestres	\$2,750,000.00	\$966,352.97	\$3,716,352.97	\$2,930,189.76	\$786,163.21	\$2,930,189.76	\$0.00	\$786,163.21	\$2,930,189.76	\$2,930,189.76	\$0.00
270000 Vestuario, blancos, prendas de protección y artículos	\$410,000.00	-\$127,325.92	\$282,674.08	\$205,772.08	\$76,902.00	\$205,772.08	\$0.00	\$76,902.00	\$205,772.08	\$205,772.08	\$0.00
271000 Vestuario y uniformes	\$295,000.00	-\$79,140.40	\$215,859.60	\$171,957.60	\$43,902.00	\$171,957.60	\$0.00	\$43,902.00	\$171,957.60	\$171,957.60	\$0.00
271001 Vestuario, Uniformes	\$295,000.00	-\$79,140.40	\$215,859.60	\$171,957.60	\$43,902.00	\$171,957.60	\$0.00	\$43,902.00	\$171,957.60	\$171,957.60	\$0.00
272000 Prendas de seguridad y protección personal	\$35,000.00	-\$13,037.92	\$21,962.08	\$8,982.08	\$13,000.00	\$8,982.08	\$0.00	\$13,000.00	\$8,982.08	\$8,982.08	\$0.00
272001 Prendas de seguridad y protección personal	\$35,000.00	-\$13,037.92	\$21,962.08	\$8,982.08	\$13,000.00	\$8,982.08	\$0.00	\$13,000.00	\$8,982.08	\$8,982.08	\$0.00
273000 Artículos deportivos	\$70,000.00	-\$25,147.60	\$44,852.40	\$24,852.40	\$20,000.00	\$24,852.40	\$0.00	\$20,000.00	\$24,852.40	\$24,852.40	\$0.00
273001 Artículos deportivos	\$70,000.00	-\$25,147.60	\$44,852.40	\$24,852.40	\$20,000.00	\$24,852.40	\$0.00	\$20,000.00	\$24,852.40	\$24,852.40	\$0.00
274001 Productos textiles	\$5,000.00	-\$5,000.00	\$0.00	\$0.00	\$0.00	\$0.00	\$0.00	\$0.00	\$0.00	\$0.00	\$0.00
274001 Productos textiles	\$5,000.00	-\$5,000.00	\$0.00	\$0.00	\$0.00	\$0.00	\$0.00	\$0.00	\$0.00	\$0.00	\$0.00
275000 Blancos y otros productos textiles, excepto prendas de vestir	\$5,000.00	-\$5,000.00	\$0.00	\$0.00	\$0.00	\$0.00	\$0.00	\$0.00	\$0.00	\$0.00	\$0.00
275001 Blancos y otros productos textiles, excepto prendas de vestir	\$5,000.00	-\$5,000.00	\$0.00	\$0.00	\$0.00	\$0.00	\$0.00	\$0.00	\$0.00	\$0.00	\$0.00
276001 Blancos y otros productos textiles, excepto prendas de vestir	\$5,000.00	-\$5,000.00	\$0.00	\$0.00	\$0.00	\$0.00	\$0.00	\$0.00	\$0.00	\$0.00	\$0.00
280000 Materiales y suministros para seguridad	\$140,000.00	-\$128,763.11	\$10,236.89	\$956.89	\$9,280.00	\$956.89	\$0.00	\$9,280.00	\$956.89	\$956.89	\$0.00
282000 Materiales de seguridad pública	\$55,000.00	-\$54,043.11	\$956.89	\$956.89	\$0.00	\$956.89	\$0.00	\$0.00	\$956.89	\$956.89	\$0.00
282001 Materiales de Seguridad Pública	\$55,000.00	-\$54,043.11	\$956.89	\$956.89	\$0.00	\$956.89	\$0.00	\$0.00	\$956.89	\$956.89	\$0.00
283000 Prendas de protección para seguridad pública y mascotas	\$85,000.00	-\$75,720.00	\$9,280.00	\$0.00	\$9,280.00	\$0.00	\$0.00	\$9,280.00	\$0.00	\$0.00	\$0.00
283001 Prendas de protección para seguridad pública y mascotas	\$85,000.00	-\$75,720.00	\$9,280.00	\$0.00	\$9,280.00	\$0.00	\$0.00	\$9,280.00	\$0.00	\$0.00	\$0.00
289000 Herramientas, refacciones y accesorios menores	\$725,000.00	\$291,446.69	\$1,016,446.69	\$663,524.94	\$352,921.75	\$663,524.94	\$0.00	\$352,921.75	\$663,524.94	\$663,524.94	\$0.00
291000 Herramientas menores	\$110,000.00	\$4,333.37	\$114,333.37	\$80,254.37	\$24,079.00	\$80,254.37	\$0.00	\$24,079.00	\$80,254.37	\$80,254.37	\$0.00
291001 Herramientas Menores	\$110,000.00	\$4,333.37	\$114,333.37	\$80,254.37	\$24,079.00	\$80,254.37	\$0.00	\$24,079.00	\$80,254.37	\$80,254.37	\$0.00
292000 Refracciones y accesorios menores de edificios	\$5,000.00	-\$5,000.00	\$0.00	\$0.00	\$0.00	\$0.00	\$0.00	\$0.00	\$0.00	\$0.00	\$0.00
292001 Refracciones y accesorios menores de edificios	\$5,000.00	-\$5,000.00	\$0.00	\$0.00	\$0.00	\$0.00	\$0.00	\$0.00	\$0.00	\$0.00	\$0.00
294000 Refracciones y accesorios menores de equipo de computo	\$5,000.00	\$0.00	\$5,000.00	\$0.00	\$5,000.00	\$0.00	\$0.00	\$5,000.00	\$0.00	\$0.00	\$0.00
294001 Refracciones y accesorios menores de equipo de computo	\$5,000.00	\$0.00	\$5,000.00	\$0.00	\$5,000.00	\$0.00	\$0.00	\$5,000.00	\$0.00	\$0.00	\$0.00
296000 Refracciones y accesorios menores de equipo de transporte	\$300,000.00	\$12,882.92	\$312,882.92	\$234,534.33	\$78,348.59	\$234,534.33	\$0.00	\$78,348.59	\$234,534.33	\$234,534.33	\$0.00
296001 Refracciones y accesorios menores de equipo de transporte	\$300,000.00	\$12,882.92	\$312,882.92	\$234,534.33	\$78,348.59	\$234,534.33	\$0.00	\$78,348.59	\$234,534.33	\$234,534.33	\$0.00




MUNICIPIO DE TEPETITLÁN

HIDALGO

Estado del Ejercicio del Presupuesto de Egresos por Capítulo del Gasto Al 30/nov./2023

Objeto del Gasto	Aprobado	Ampliaciones / (Reducciones)	Presupuesto Vigente	Comprometido	Presupuesto Disponible para Comprometer	Devengado	Comprometido No Devengado	Presupuesto Sin Devengar	Ejercicio	Pagado	Cuentas por Pagar Deuda
SERVICIOS GENERALES	\$10,100,246.87	\$2,195,800.45	\$12,296,047.32	\$8,773,356.55	\$3,522,680.77	\$8,773,356.55	\$0.00	\$3,522,680.77	\$8,773,356.55	\$8,773,356.55	\$0.00
310000 Servicios Básicos	\$4,238,187.87	\$689,992.74	\$4,928,180.61	\$3,889,131.21	\$1,039,049.40	\$3,889,131.21	\$0.00	\$1,039,049.40	\$3,889,131.21	\$3,889,131.21	\$0.00
311000 Energía eléctrica	\$4,081,871.87	\$711,571.41	\$4,793,443.28	\$3,807,834.28	\$985,609.00	\$3,807,834.28	\$0.00	\$985,609.00	\$3,807,834.28	\$3,807,834.28	\$0.00
311001 Servicio de Energía Eléctrica	\$4,081,871.87	\$711,571.41	\$4,793,443.28	\$3,807,834.28	\$985,609.00	\$3,807,834.28	\$0.00	\$985,609.00	\$3,807,834.28	\$3,807,834.28	\$0.00
312000 Gas	\$95,000.00	-\$16,058.07	\$48,941.93	\$35,046.93	\$13,895.00	\$35,046.93	\$0.00	\$13,895.00	\$35,046.93	\$35,046.93	\$0.00
312001 Gas	\$95,000.00	-\$16,058.07	\$48,941.93	\$35,046.93	\$13,895.00	\$35,046.93	\$0.00	\$13,895.00	\$35,046.93	\$35,046.93	\$0.00
314000 Telefonía tradicional	\$68,016.00	-\$10,531.00	\$57,485.00	\$32,144.00	\$25,341.00	\$32,144.00	\$0.00	\$25,341.00	\$32,144.00	\$32,144.00	\$0.00
314001 Servicio Telefónico Tradicional	\$68,016.00	-\$10,531.00	\$57,485.00	\$32,144.00	\$25,341.00	\$32,144.00	\$0.00	\$25,341.00	\$32,144.00	\$32,144.00	\$0.00
315000 Telefonía celular	\$3,000.00	-\$2,400.00	\$600.00	\$0.00	\$600.00	\$0.00	\$0.00	\$600.00	\$0.00	\$0.00	\$0.00
315001 Servicio de Telefonía Celular	\$3,000.00	-\$2,400.00	\$600.00	\$0.00	\$600.00	\$0.00	\$0.00	\$600.00	\$0.00	\$0.00	\$0.00
317000 Servicios de acceso de Internet, redes y procesamiento	\$20,300.00	\$1,448.00	\$21,748.00	\$14,106.00	\$7,642.00	\$14,106.00	\$0.00	\$7,642.00	\$14,106.00	\$14,106.00	\$0.00
317001 Servicios de Conducción de Señales Analógicas y Digit	\$20,300.00	\$1,448.00	\$21,748.00	\$14,106.00	\$7,642.00	\$14,106.00	\$0.00	\$7,642.00	\$14,106.00	\$14,106.00	\$0.00
318000 Servicios integrales y otros servicios	\$0.00	\$5,962.40	\$5,962.40	\$0.00	\$5,962.40	\$0.00	\$0.00	\$5,962.40	\$0.00	\$0.00	\$0.00
318001 Servicios integrales y otros servicios	\$0.00	\$5,962.40	\$5,962.40	\$0.00	\$5,962.40	\$0.00	\$0.00	\$5,962.40	\$0.00	\$0.00	\$0.00
SERVICIOS DE ARRENDAMIENTO	\$2,028,376.00	-\$224,976.26	\$1,803,399.74	\$1,284,758.79	\$518,640.95	\$1,284,758.79	\$0.00	\$518,640.95	\$1,284,758.79	\$1,284,758.79	\$0.00
320000 Arrendamiento de edificios	\$92,400.00	-\$24,900.00	\$37,500.00	\$30,000.00	\$7,500.00	\$30,000.00	\$0.00	\$7,500.00	\$30,000.00	\$30,000.00	\$0.00
320001 Arrendamiento de edificios	\$92,400.00	-\$24,900.00	\$37,500.00	\$30,000.00	\$7,500.00	\$30,000.00	\$0.00	\$7,500.00	\$30,000.00	\$30,000.00	\$0.00
323000 Arrendamiento de mobiliario y equipo de administración,	\$91,976.00	-\$12,914.63	\$79,061.37	\$45,706.20	\$33,356.17	\$45,706.20	\$0.00	\$33,356.17	\$45,706.20	\$45,706.20	\$0.00
323001 Arrendamiento de mobiliario y equipo de administración,	\$91,976.00	-\$12,914.63	\$79,061.37	\$45,706.20	\$33,356.17	\$45,706.20	\$0.00	\$33,356.17	\$45,706.20	\$45,706.20	\$0.00
325000 Arrendamiento de equipo de transporte	\$729,000.00	-\$148,987.11	\$580,012.89	\$427,015.92	\$152,996.97	\$427,015.92	\$0.00	\$152,996.97	\$427,015.92	\$427,015.92	\$0.00
325001 Servicios de arrendamiento de vehículos y equipo de tra	\$729,000.00	-\$148,987.11	\$580,012.89	\$427,015.92	\$152,996.97	\$427,015.92	\$0.00	\$152,996.97	\$427,015.92	\$427,015.92	\$0.00
326000 Arrendamiento de maquinaria, otros equipos y herramie	\$630,000.00	-\$113,824.88	\$516,175.02	\$333,652.01	\$182,523.01	\$333,652.01	\$0.00	\$182,523.01	\$333,652.01	\$333,652.01	\$0.00
326001 Arrendamiento de Maquinaria, Otros Equipos y Herramie	\$630,000.00	-\$113,824.88	\$516,175.02	\$333,652.01	\$182,523.01	\$333,652.01	\$0.00	\$182,523.01	\$333,652.01	\$333,652.01	\$0.00
327000 Arrendamiento de activos intangibles	\$15,000.00	\$0.00	\$15,000.00	\$1,000.00	\$14,000.00	\$1,000.00	\$0.00	\$14,000.00	\$1,000.00	\$1,000.00	\$0.00
327001 Arrendamiento de activos intangibles	\$15,000.00	\$0.00	\$15,000.00	\$1,000.00	\$14,000.00	\$1,000.00	\$0.00	\$14,000.00	\$1,000.00	\$1,000.00	\$0.00
328000 Otros arrendamientos	\$500,000.00	\$75,650.46	\$575,650.46	\$447,384.66	\$128,266.80	\$447,384.66	\$0.00	\$128,266.80	\$447,384.66	\$447,384.66	\$0.00
328001 Otros arrendamientos	\$500,000.00	\$75,650.46	\$575,650.46	\$447,384.66	\$128,266.80	\$447,384.66	\$0.00	\$128,266.80	\$447,384.66	\$447,384.66	\$0.00
SERVICIOS PROFESIONALES, CIENTÍFICOS, TÉCNICOS Y OTROS S	\$215,000.00	\$533,328.49	\$748,328.49	\$607,223.16	\$141,105.33	\$607,223.16	\$0.00	\$141,105.33	\$607,223.16	\$607,223.16	\$0.00
331000 Servicios legales, de contabilidad, auditoría y relacionad	\$30,000.00	-\$20,000.00	\$10,000.00	\$0.00	\$10,000.00	\$0.00	\$0.00	\$10,000.00	\$0.00	\$0.00	\$0.00
331002 Servicios de contabilidad, auditoría y servicios relaciona	\$30,000.00	-\$20,000.00	\$10,000.00	\$0.00	\$10,000.00	\$0.00	\$0.00	\$10,000.00	\$0.00	\$0.00	\$0.00
333000 Servicios de consultoría administrativa, procesos, técnic	\$5,000.00	-\$5,000.00	\$0.00	\$0.00	\$0.00	\$0.00	\$0.00	\$0.00	\$0.00	\$0.00	\$0.00



MUNICIPIO DE TEPETITLÁN
HIDALGO
Estado del Ejercicio del Presupuesto de Egresos por Capítulo del Gasto Al 30/nov./2023


Objeto del Gasto	Aprobado	Ampliaciones / (Resuciones)	Presupuesto Vigente	Comprometido	Presupuesto Disponible para Comprometer		Comprometido		Presupuesto		Ejercido	Pagado	Cuentas por Pagar Deuda
					Devengado	No Devengado	Sim Devengado	Sim Devengado					
333001 Servicios de consultoría administrativa, técnica y otros s	\$5,000.00	-\$5,000.00	\$0.00	\$0.00	\$0.00	\$0.00	\$0.00	\$0.00	\$0.00	\$0.00	\$0.00	\$0.00	\$0.00
334000 Servicios de capacitación	\$50,000.00	-\$50,000.00	\$0.00	\$0.00	\$0.00	\$0.00	\$0.00	\$0.00	\$0.00	\$0.00	\$0.00	\$0.00	\$0.00
334001 Capacitación	\$50,000.00	-\$50,000.00	\$0.00	\$0.00	\$0.00	\$0.00	\$0.00	\$0.00	\$0.00	\$0.00	\$0.00	\$0.00	\$0.00
336000 Servicios de apoyo administrativo, fotocopiado e impresi	\$5,000.00	\$48,857.04	\$53,857.04	\$53,857.04	\$0.00	\$0.00	\$53,857.04	\$0.00	\$0.00	\$53,857.04	\$53,857.04	\$0.00	\$0.00
336001 Servicios de apoyo administrativo, fotocopiado e impresi	\$5,000.00	\$48,857.04	\$53,857.04	\$53,857.04	\$0.00	\$0.00	\$53,857.04	\$0.00	\$0.00	\$53,857.04	\$53,857.04	\$0.00	\$0.00
337000 Servicios de protección y seguridad	\$5,000.00	-\$5,000.00	\$0.00	\$0.00	\$0.00	\$0.00	\$0.00	\$0.00	\$0.00	\$0.00	\$0.00	\$0.00	\$0.00
337001 Servicios de protección y seguridad	\$5,000.00	-\$5,000.00	\$0.00	\$0.00	\$0.00	\$0.00	\$0.00	\$0.00	\$0.00	\$0.00	\$0.00	\$0.00	\$0.00
338000 Servicios profesionales, científicos y técnicos integrales	\$120,000.00	\$594,471.45	\$664,471.45	\$553,366.12	\$131,105.33	\$0.00	\$553,366.12	\$0.00	\$131,105.33	\$553,366.12	\$553,366.12	\$0.00	\$0.00
338003 Prestación de Servicios Profesionales	\$120,000.00	\$594,471.45	\$664,471.45	\$553,366.12	\$131,105.33	\$0.00	\$553,366.12	\$0.00	\$131,105.33	\$553,366.12	\$553,366.12	\$0.00	\$0.00
340000 Servicios financieros, bancarios y comerciales	\$107,000.00	\$2,000.00	\$109,000.00	\$0.00	\$109,000.00	\$0.00	\$0.00	\$0.00	\$109,000.00	\$0.00	\$0.00	\$0.00	\$0.00
341000 Servicios financieros y bancarios	\$2,000.00	-\$2,000.00	\$0.00	\$0.00	\$0.00	\$0.00	\$0.00	\$0.00	\$0.00	\$0.00	\$0.00	\$0.00	\$0.00
341001 Intereses, Descuentos, y otros Servicios Bancarios	\$2,000.00	-\$2,000.00	\$0.00	\$0.00	\$0.00	\$0.00	\$0.00	\$0.00	\$0.00	\$0.00	\$0.00	\$0.00	\$0.00
345000 Seguro de bienes patrimoniales	\$95,000.00	\$9,000.00	\$104,000.00	\$0.00	\$104,000.00	\$0.00	\$0.00	\$0.00	\$104,000.00	\$0.00	\$0.00	\$0.00	\$0.00
345001 Seguros	\$95,000.00	\$9,000.00	\$104,000.00	\$0.00	\$104,000.00	\$0.00	\$0.00	\$0.00	\$104,000.00	\$0.00	\$0.00	\$0.00	\$0.00
347000 Fieles y maneras	\$10,000.00	-\$5,000.00	\$5,000.00	\$0.00	\$5,000.00	\$0.00	\$0.00	\$0.00	\$5,000.00	\$0.00	\$0.00	\$0.00	\$0.00
347001 Fieles y Maneras	\$10,000.00	-\$5,000.00	\$5,000.00	\$0.00	\$5,000.00	\$0.00	\$0.00	\$0.00	\$5,000.00	\$0.00	\$0.00	\$0.00	\$0.00
350000 Servicios de instalación, reparación, mantenimiento y	\$1,045,000.00	\$249,031.90	\$1,294,031.90	\$684,084.80	\$609,947.10	\$0.00	\$684,084.80	\$0.00	\$609,947.10	\$684,084.80	\$684,084.80	\$0.00	\$0.00
351000 Conservación y mantenimiento menor de inmuebles	\$30,000.00	\$267,578.50	\$297,578.50	\$42,578.50	\$255,000.00	\$0.00	\$42,578.50	\$0.00	\$255,000.00	\$42,578.50	\$42,578.50	\$0.00	\$0.00
351001 Conservación y mantenimiento menor de inmuebles	\$30,000.00	\$267,578.50	\$297,578.50	\$42,578.50	\$255,000.00	\$0.00	\$42,578.50	\$0.00	\$255,000.00	\$42,578.50	\$42,578.50	\$0.00	\$0.00
352000 Instalación, reparación y mantenimiento de mobiliario y i	\$10,000.00	\$900.00	\$10,900.00	\$0.00	\$10,900.00	\$0.00	\$0.00	\$0.00	\$10,900.00	\$0.00	\$0.00	\$0.00	\$0.00
352001 Mantenimiento de Mobiliario y Equipo de Administración	\$10,000.00	\$900.00	\$10,900.00	\$0.00	\$10,900.00	\$0.00	\$0.00	\$0.00	\$10,900.00	\$0.00	\$0.00	\$0.00	\$0.00
353000 Instalación, reparación y mantenimiento de equipo de of	\$10,000.00	\$11,486.01	\$21,486.01	\$12,486.01	\$9,000.00	\$0.00	\$12,486.01	\$0.00	\$9,000.00	\$12,486.01	\$12,486.01	\$0.00	\$0.00
353001 Mantenimiento de bienes informáticos	\$10,000.00	\$11,486.01	\$21,486.01	\$12,486.01	\$9,000.00	\$0.00	\$12,486.01	\$0.00	\$9,000.00	\$12,486.01	\$12,486.01	\$0.00	\$0.00
354000 Instalación, reparación y mantenimiento de equipo e insi	\$30,000.00	-\$27,000.00	\$3,000.00	\$0.00	\$3,000.00	\$0.00	\$0.00	\$0.00	\$3,000.00	\$0.00	\$0.00	\$0.00	\$0.00
354001 Reparación y mantenimiento de equipo de transporte	\$30,000.00	-\$27,000.00	\$3,000.00	\$0.00	\$3,000.00	\$0.00	\$0.00	\$0.00	\$3,000.00	\$0.00	\$0.00	\$0.00	\$0.00
355000 Mantenimiento de Vehículos	\$350,000.00	-\$22,550.35	\$327,449.65	\$250,056.75	\$77,392.90	\$0.00	\$250,056.75	\$0.00	\$77,392.90	\$250,056.75	\$250,056.75	\$0.00	\$0.00
355001 Mantenimiento de Vehículos	\$350,000.00	-\$22,550.35	\$327,449.65	\$250,056.75	\$77,392.90	\$0.00	\$250,056.75	\$0.00	\$77,392.90	\$250,056.75	\$250,056.75	\$0.00	\$0.00
357000 Instalación, reparación y mantenimiento de maquinaria,	\$400,000.00	\$19,716.19	\$419,716.19	\$212,786.99	\$206,929.20	\$0.00	\$212,786.99	\$0.00	\$206,929.20	\$212,786.99	\$212,786.99	\$0.00	\$0.00
357001 Mantenimiento de Maquinaria y Equipo	\$400,000.00	\$19,716.19	\$419,716.19	\$212,786.99	\$206,929.20	\$0.00	\$212,786.99	\$0.00	\$206,929.20	\$212,786.99	\$212,786.99	\$0.00	\$0.00
357002 Mantenimiento e instalación de Equipos y Herramientas	\$100,000.00	\$4,726.80	\$104,726.80	\$79,726.80	\$25,000.00	\$0.00	\$79,726.80	\$0.00	\$25,000.00	\$79,726.80	\$79,726.80	\$0.00	\$0.00
358000 Servicios de limpieza y manejo de desechos	\$205,000.00	\$4,201.55	\$209,201.55	\$166,176.55	\$43,025.00	\$0.00	\$166,176.55	\$0.00	\$43,025.00	\$166,176.55	\$166,176.55	\$0.00	\$0.00
358001 Servicios de limpieza y manejo de desechos	\$205,000.00	\$4,201.55	\$209,201.55	\$166,176.55	\$43,025.00	\$0.00	\$166,176.55	\$0.00	\$43,025.00	\$166,176.55	\$166,176.55	\$0.00	\$0.00
359000 Servicios de jardinería y fumigación	\$10,000.00	-\$5,000.00	\$5,000.00	\$0.00	\$5,000.00	\$0.00	\$0.00	\$0.00	\$5,000.00	\$0.00	\$0.00	\$0.00	\$0.00
359001 Servicios de jardinería y fumigación	\$10,000.00	-\$5,000.00	\$5,000.00	\$0.00	\$5,000.00	\$0.00	\$0.00	\$0.00	\$5,000.00	\$0.00	\$0.00	\$0.00	\$0.00
360000 Servicios de comunicación social y publicidad	\$225,700.00	-\$134,925.00	\$100,775.00	\$66,715.00	\$34,060.00	\$0.00	\$66,715.00	\$0.00	\$34,060.00	\$66,715.00	\$66,715.00	\$0.00	\$0.00





MUNICIPIO DE TEPETITLAN
HIDALGO
Estado del Ejercicio del Presupuesto de Egresos por Capitulo del Gasto Al 30/nov./2023

Objeto del Gasto	Aprobado	Aplicaciones / (reducciones)	Presupuesto Vigente	Comprometido	Presupuesto Disponible para Comprometer		Devengado	Comprometido		Presupuesto Sin Devengar	Ejercido	Pagado	Cuentas por Pagar Deuda
					Comprometer	Disponible		Devengado	No Devengado				
361000 Dilusion por radio, television y otros medios de mensaje	\$64,800.00	-\$12,745.00	\$52,055.00	\$22,055.00	\$30,000.00	\$30,000.00	\$22,055.00	\$0.00	\$30,000.00	\$22,055.00	\$22,055.00	\$0.00	\$0.00
362000 Dilusion de programas y actividades gubernamentales	\$64,800.00	-\$12,745.00	\$52,055.00	\$22,055.00	\$30,000.00	\$30,000.00	\$22,055.00	\$0.00	\$30,000.00	\$22,055.00	\$22,055.00	\$0.00	\$0.00
362001 Dilusion por radio, television y otros medios de mensaje	\$100,000.00	-\$100,000.00	\$0.00	\$0.00	\$0.00	\$0.00	\$0.00	\$0.00	\$0.00	\$0.00	\$0.00	\$0.00	\$0.00
366000 Servicio de creacion y difusion de contenido exclusivo	\$60,900.00	-\$12,180.00	\$48,720.00	\$0.00	\$4,060.00	\$4,060.00	\$4,060.00	\$0.00	\$4,060.00	\$4,060.00	\$4,060.00	\$0.00	\$0.00
366001 Servicio de creacion y difusion de contenido exclusivo	\$60,900.00	-\$12,180.00	\$48,720.00	\$44,860.00	\$4,060.00	\$4,060.00	\$4,060.00	\$0.00	\$4,060.00	\$4,060.00	\$4,060.00	\$0.00	\$0.00
370000 Servicios de traslado y viaticos	\$300,000.00	\$61,728.32	\$361,728.32	\$292,081.62	\$69,666.70	\$69,666.70	\$292,081.62	\$0.00	\$69,666.70	\$292,081.62	\$292,081.62	\$0.00	\$0.00
375000 Viaticos en el pais	\$300,000.00	\$61,728.32	\$361,728.32	\$292,081.62	\$69,666.70	\$69,666.70	\$292,081.62	\$0.00	\$69,666.70	\$292,081.62	\$292,081.62	\$0.00	\$0.00
376001 Viaticos en el pais	\$300,000.00	\$61,728.32	\$361,728.32	\$292,081.62	\$69,666.70	\$69,666.70	\$292,081.62	\$0.00	\$69,666.70	\$292,081.62	\$292,081.62	\$0.00	\$0.00
380000 Servicios oficiales	\$1,310,983.00	\$855,327.74	\$2,166,310.74	\$1,569,601.97	\$596,708.77	\$596,708.77	\$1,569,601.97	\$0.00	\$596,708.77	\$1,569,601.97	\$1,569,601.97	\$0.00	\$0.00
382000 Gastos de orden social y cultural	\$1,310,983.00	\$855,327.74	\$2,166,310.74	\$1,569,601.97	\$596,708.77	\$596,708.77	\$1,569,601.97	\$0.00	\$596,708.77	\$1,569,601.97	\$1,569,601.97	\$0.00	\$0.00
382001 Gastos de orden social y cultural	\$1,310,983.00	\$855,327.74	\$2,166,310.74	\$1,569,601.97	\$596,708.77	\$596,708.77	\$1,569,601.97	\$0.00	\$596,708.77	\$1,569,601.97	\$1,569,601.97	\$0.00	\$0.00
390000 Otros servicios generales	\$630,000.00	\$154,292.52	\$784,292.52	\$379,780.00	\$404,512.52	\$404,512.52	\$379,780.00	\$0.00	\$404,512.52	\$379,780.00	\$379,780.00	\$0.00	\$0.00
391000 Servicios funerarios y de cementerios	\$20,000.00	\$0.00	\$20,000.00	\$0.00	\$70,000.00	\$70,000.00	\$0.00	\$0.00	\$70,000.00	\$0.00	\$0.00	\$0.00	\$0.00
391001 Servicios funerarios y de cementerios	\$20,000.00	\$0.00	\$20,000.00	\$0.00	\$70,000.00	\$70,000.00	\$0.00	\$0.00	\$70,000.00	\$0.00	\$0.00	\$0.00	\$0.00
392000 Impuestos y derechos	\$40,000.00	-\$4,066.00	\$35,934.00	\$15,934.00	\$20,000.00	\$20,000.00	\$15,934.00	\$0.00	\$20,000.00	\$15,934.00	\$15,934.00	\$0.00	\$0.00
392001 Impuestos y derechos	\$40,000.00	-\$4,066.00	\$35,934.00	\$15,934.00	\$20,000.00	\$20,000.00	\$15,934.00	\$0.00	\$20,000.00	\$15,934.00	\$15,934.00	\$0.00	\$0.00
392005 Pago de otros impuestos	\$5,000.00	-\$2,984.00	\$2,016.00	\$2,008.00	\$0.00	\$0.00	\$2,008.00	\$0.00	\$0.00	\$2,008.00	\$2,008.00	\$0.00	\$0.00
398000 Impuesto sobre nombras y otros que se deriven de una l	\$570,000.00	\$108,356.52	\$678,356.52	\$363,846.00	\$314,512.52	\$314,512.52	\$363,846.00	\$0.00	\$314,512.52	\$363,846.00	\$363,846.00	\$0.00	\$0.00
398001 Impuesto sobre nombras y otros que se deriven de una l	\$570,000.00	\$108,356.52	\$678,356.52	\$363,846.00	\$314,512.52	\$314,512.52	\$363,846.00	\$0.00	\$314,512.52	\$363,846.00	\$363,846.00	\$0.00	\$0.00
400000 TRANSFERENCIAS, ASIGNACIONES, SUBSIDIO	\$2,079,872.00	\$60,316.36	\$2,140,187.36	\$1,941,763.94	\$198,423.41	\$198,423.41	\$1,941,763.94	\$0.00	\$198,423.41	\$1,941,763.94	\$1,941,763.94	\$0.00	\$0.00
440000 Ayudas sociales	\$1,907,000.00	\$103,533.36	\$2,010,533.36	\$1,826,515.94	\$184,017.41	\$184,017.41	\$1,826,515.94	\$0.00	\$184,017.41	\$1,826,515.94	\$1,826,515.94	\$0.00	\$0.00
441000 Ayudas sociales a personas	\$1,620,000.00	\$68,787.99	\$1,688,787.99	\$1,529,063.93	\$146,723.96	\$146,723.96	\$1,529,063.93	\$0.00	\$146,723.96	\$1,529,063.93	\$1,529,063.93	\$0.00	\$0.00
441001 Ayudas sociales a personas	\$1,620,000.00	\$68,787.99	\$1,688,787.99	\$1,529,063.93	\$146,723.96	\$146,723.96	\$1,529,063.93	\$0.00	\$146,723.96	\$1,529,063.93	\$1,529,063.93	\$0.00	\$0.00
442000 Becas y otras ayudas para programas de capacitacion	\$15,000.00	-\$14,586.00	\$412.00	\$412.00	\$0.00	\$0.00	\$412.00	\$0.00	\$0.00	\$412.00	\$412.00	\$0.00	\$0.00
442001 Becas y otras ayudas para programas de capacitacion	\$15,000.00	-\$14,586.00	\$412.00	\$412.00	\$0.00	\$0.00	\$412.00	\$0.00	\$0.00	\$412.00	\$412.00	\$0.00	\$0.00
443000 Ayudas sociales a instituciones de enseñanza	\$50,000.00	\$24,266.12	\$74,266.12	\$69,766.12	\$14,500.00	\$14,500.00	\$69,766.12	\$0.00	\$14,500.00	\$69,766.12	\$69,766.12	\$0.00	\$0.00
443001 Ayudas sociales a instituciones de enseñanza	\$50,000.00	\$24,266.12	\$74,266.12	\$69,766.12	\$14,500.00	\$14,500.00	\$69,766.12	\$0.00	\$14,500.00	\$69,766.12	\$69,766.12	\$0.00	\$0.00
445000 Ayudas sociales a instituciones sin fines de lucro	\$222,000.00	\$25,067.34	\$247,067.34	\$227,273.89	\$19,793.45	\$19,793.45	\$227,273.89	\$0.00	\$19,793.45	\$227,273.89	\$227,273.89	\$0.00	\$0.00
445001 Ayudas sociales a instituciones sin fines de lucro	\$222,000.00	\$25,067.34	\$247,067.34	\$227,273.89	\$19,793.45	\$19,793.45	\$227,273.89	\$0.00	\$19,793.45	\$227,273.89	\$227,273.89	\$0.00	\$0.00
450000 Pensiones y jubilaciones	\$172,872.00	-\$43,218.00	\$129,654.00	\$115,248.00	\$14,406.00	\$14,406.00	\$115,248.00	\$0.00	\$14,406.00	\$115,248.00	\$115,248.00	\$0.00	\$0.00
452000 Jubilaciones	\$172,872.00	-\$43,218.00	\$129,654.00	\$115,248.00	\$14,406.00	\$14,406.00	\$115,248.00	\$0.00	\$14,406.00	\$115,248.00	\$115,248.00	\$0.00	\$0.00
452001 Jubilaciones	\$172,872.00	-\$43,218.00	\$129,654.00	\$115,248.00	\$14,406.00	\$14,406.00	\$115,248.00	\$0.00	\$14,406.00	\$115,248.00	\$115,248.00	\$0.00	\$0.00
500000 BIENES MUEBLES, INMUEBLES E INTANGIBLE	\$412,000.00	\$2,319,905.83	\$2,731,905.83	\$1,852,326.73	\$1,079,580.10	\$1,079,580.10	\$1,852,326.73	\$0.00	\$1,079,580.10	\$1,852,326.73	\$1,852,326.73	\$0.00	\$0.00
510000 Mobiliario y equipo de administracion	\$247,000.00	\$80,335.16	\$327,335.16	\$181,325.16	\$156,010.00	\$156,010.00	\$181,325.16	\$0.00	\$156,010.00	\$181,325.16	\$181,325.16	\$0.00	\$0.00



MUNICIPIO DE TEPETITLAN
HIDALGO
Estado del Ejercicio del Presupuesto de Egresos por Captulo del Gasto Al 30/nov./2023

Objeto del Gasto	Aprobado	Ampliaciones / (Reducciones)	Presupuesto Vigente	Comprometido	Presupuesto Disponibile para Comprometer	Devengado	Comprometido No Devengado	Presupuesto Sin Devengar	Ejercido	Pagado	Cuentas por Pagar Deuda
613001	Construccion de obras para el abastecimiento de agua.	\$200,000.00	\$6,750,000.00	\$6,947,440.00	\$2,520.00	\$2,383,917.60	\$4,563,522.40	\$4,596,092.40	\$2,383,917.60	\$2,383,917.60	\$0.00
614000	Division de terrenos y construccion de obras de urbaniz.	\$6,325,941.86	\$3,533,189.82	\$5,907,202.43	\$3,951,929.25	\$5,907,202.43	\$0.00	\$3,951,929.25	\$4,657,202.43	\$4,657,202.43	\$1,050,000.00
614001	Division de terrenos y construccion de obras de urbaniz.	\$6,325,941.86	\$3,533,189.82	\$5,907,202.43	\$3,951,929.25	\$5,907,202.43	\$0.00	\$3,951,929.25	\$4,657,202.43	\$4,657,202.43	\$1,050,000.00
615000	Construccion de vias de comunicacion	\$1,776,000.00	\$6,124,000.00	\$4,900,000.00	\$3,000,000.00	\$4,900,000.00	\$0.00	\$3,000,000.00	\$4,900,000.00	\$4,900,000.00	\$0.00
615001	Construccion de vias de comunicacion	\$1,776,000.00	\$6,124,000.00	\$4,900,000.00	\$3,000,000.00	\$4,900,000.00	\$0.00	\$3,000,000.00	\$4,900,000.00	\$4,900,000.00	\$0.00
617000	Instalaciones y equipamiento en construcciones	\$0.00	\$529,863.25	\$0.00	\$529,863.25	\$0.00	\$0.00	\$529,863.25	\$0.00	\$0.00	\$0.00
617001	Instalaciones y equipamiento en construcciones	\$0.00	\$529,863.25	\$0.00	\$529,863.25	\$0.00	\$0.00	\$529,863.25	\$0.00	\$0.00	\$0.00
619000	Trabajos de acabados en edificaciones y otros trabajos	\$500,000.00	-\$500,000.00	\$0.00	\$0.00	\$0.00	\$0.00	\$0.00	\$0.00	\$0.00	\$0.00
619001	Trabajos de acabados en edificaciones y otros trabajos	\$500,000.00	-\$500,000.00	\$0.00	\$0.00	\$0.00	\$0.00	\$0.00	\$0.00	\$0.00	\$0.00
620000	Obra publica en bienes propios	\$1,600,000.00	-\$1,600,000.00	\$0.00	\$0.00	\$0.00	\$0.00	\$0.00	\$0.00	\$0.00	\$0.00
620001	Edificacion no habitacional	\$1,600,000.00	-\$1,600,000.00	\$0.00	\$0.00	\$0.00	\$0.00	\$0.00	\$0.00	\$0.00	\$0.00
622001	Edificacin no habitacional	\$1,600,000.00	-\$1,600,000.00	\$0.00	\$0.00	\$0.00	\$0.00	\$0.00	\$0.00	\$0.00	\$0.00
Total		\$32,830,590.06	\$20,711,695.15	\$73,342,248.22	\$19,871,051.33	\$48,107,634.85	\$4,563,582.40	\$24,434,614.33	\$48,057,634.85	\$48,057,634.85	\$1,050,000.00



ING. MARIPANÉ HERNÁNDEZ SANTIAGO
TESORERA MUNICIPAL



LIC. ANA KAREN GARCÍA ROJAS
SINDICO PROCURADOR




"Bajo Protesta de Decir Verdad Declaramos que los Estados Financieros, Presupuestales y sus Notas, son Razonablemente Correctos y son Responsabilidad del Emisor."

"BAJO PROTESTA DE DECIR VERDAD DECLARAMOS QUE LAS CIFRAS CONTENIDAS EN ESTE ESTADO FINANCIERO SON VERACES Y CONTIENEN TODA LA INFORMACIÓN REFERENTE A LA SITUACIÓN Y/O LOS RESULTADOS DEL "MUNICIPIO DE TEPETITLAN". AFIRMANDO SER LEGALMENTE RESPONSABLES DE LA AUTENTICIDAD Y VERACIDAD DE LAS MISMAS Y ASIMISMO ASUMIMOS LA RESPONSABILIDAD DERIVADA DE CUALQUIER DECLARACION EN FALSO SOBRE LAS MISMAS"


MUNICIPIO DE TEPETITLÁN
HIDALGO
Estado del Ejercicio del Presupuesto de Egresos por Capítulo del Gasto Al 31/dic./2023

Objeto del Gasto	Aprobado	Ampliaciones / (Reducciones)	Presupuesto Vigente	Comprometido	Presupuesto Disponible para Comprometer	Devengado	Comprometido No Devengado	Presupuesto Sin Devengar	Ejercido	Pagado	Cuentas por Pagar Deuda
100000 SERVICIOS PERSONALES	\$22,090,577.13	-\$1,560,361.21	\$20,480,156.92	\$20,331,966.61	\$148,189.31	\$20,331,966.61	\$0.00	\$148,189.31	\$20,331,966.61	\$20,331,966.61	\$0.00
110000 Remuneraciones al personal de carácter permanente	\$13,797,753.66	-\$890,819.08	\$12,916,934.58	\$12,903,081.37	\$13,653.21	\$12,903,081.37	\$0.00	\$13,653.21	\$12,903,081.37	\$12,903,081.37	\$0.00
111000 Dietas	\$2,089,152.00	\$128,294.00	\$2,215,446.00	\$2,215,446.00	\$0.00	\$2,215,446.00	\$0.00	\$0.00	\$2,215,446.00	\$2,215,446.00	\$0.00
111001 Dietas	\$2,089,152.00	\$128,294.00	\$2,215,446.00	\$2,215,446.00	\$0.00	\$2,215,446.00	\$0.00	\$0.00	\$2,215,446.00	\$2,215,446.00	\$0.00
113000 Sueldos base al personal permanente	\$11,708,901.68	-\$1,007,113.08	\$10,701,488.60	\$10,687,635.37	\$13,853.21	\$10,687,635.37	\$0.00	\$13,853.21	\$10,687,635.37	\$10,687,635.37	\$0.00
113001 Sueldos	\$11,708,901.68	-\$1,007,113.08	\$10,701,488.60	\$10,687,635.37	\$13,853.21	\$10,687,635.37	\$0.00	\$13,853.21	\$10,687,635.37	\$10,687,635.37	\$0.00
120000 Remuneraciones al personal de carácter transitorio	\$238,566.22	-\$14,838.22	\$223,728.00	\$223,728.00	\$0.00	\$223,728.00	\$0.00	\$0.00	\$223,728.00	\$223,728.00	\$0.00
122000 Sueldos base al personal eventual	\$238,566.22	-\$14,838.22	\$223,728.00	\$223,728.00	\$0.00	\$223,728.00	\$0.00	\$0.00	\$223,728.00	\$223,728.00	\$0.00
122001 Sueldo Base a Personal Eventual	\$238,566.22	-\$14,838.22	\$223,728.00	\$223,728.00	\$0.00	\$223,728.00	\$0.00	\$0.00	\$223,728.00	\$223,728.00	\$0.00
130000 Remuneraciones adicionales y especiales	\$7,265,463.88	-\$341,875.54	\$6,924,588.34	\$6,860,252.24	\$64,336.10	\$6,860,252.24	\$0.00	\$64,336.10	\$6,860,252.24	\$6,860,252.24	\$0.00
132000 Primas de vacaciones, dominical y gratificación de fin de	\$2,192,721.28	\$32,742.06	\$2,225,463.34	\$2,181,127.24	\$64,336.10	\$2,181,127.24	\$0.00	\$64,336.10	\$2,181,127.24	\$2,181,127.24	\$0.00
132001 Prima de Vacaciones y Dominical	\$1,711,918.47	\$33,327.56	\$1,745,246.03	\$1,678,918.62	\$3,453.35	\$1,678,918.62	\$0.00	\$3,453.35	\$1,678,918.62	\$1,678,918.62	\$0.00
132002 Gratificación Anual	\$2,020,804.81	-\$585.50	\$2,019,919.31	\$1,982,208.62	\$60,882.75	\$1,982,208.62	\$0.00	\$60,882.75	\$1,982,208.62	\$1,982,208.62	\$0.00
133000 Horas extras	\$353,763.60	-\$353,763.60	\$0.00	\$0.00	\$0.00	\$0.00	\$0.00	\$0.00	\$0.00	\$0.00	\$0.00
133001 Horas extras	\$353,763.60	-\$353,763.60	\$0.00	\$0.00	\$0.00	\$0.00	\$0.00	\$0.00	\$0.00	\$0.00	\$0.00
134000 Compensaciones	\$4,719,678.00	-\$20,854.00	\$4,698,824.00	\$4,698,125.00	\$0.00	\$4,698,125.00	\$0.00	\$0.00	\$4,698,125.00	\$4,698,125.00	\$0.00
134001 Compensaciones	\$4,719,678.00	-\$20,854.00	\$4,698,824.00	\$4,698,125.00	\$0.00	\$4,698,125.00	\$0.00	\$0.00	\$4,698,125.00	\$4,698,125.00	\$0.00
150000 Otras prestaciones sociales y económicas	\$535,984.64	-\$121,079.84	\$414,905.00	\$344,905.00	\$70,000.00	\$344,905.00	\$0.00	\$70,000.00	\$344,905.00	\$344,905.00	\$0.00
152000 Indemnizaciones	\$200,000.00	-\$121,085.00	\$78,915.00	\$8,905.00	\$70,000.00	\$8,905.00	\$0.00	\$70,000.00	\$8,905.00	\$8,905.00	\$0.00
152001 Indemnizaciones	\$200,000.00	-\$121,085.00	\$78,915.00	\$8,905.00	\$70,000.00	\$8,905.00	\$0.00	\$70,000.00	\$8,905.00	\$8,905.00	\$0.00
154000 Prestaciones contractuales	\$335,984.64	\$15.36	\$336,000.00	\$336,000.00	\$0.00	\$336,000.00	\$0.00	\$0.00	\$336,000.00	\$336,000.00	\$0.00
154001 Prestaciones establecidas por condiciones generales de	\$335,984.64	\$15.36	\$336,000.00	\$336,000.00	\$0.00	\$336,000.00	\$0.00	\$0.00	\$336,000.00	\$336,000.00	\$0.00
160000 Provisiones	\$221,748.73	-\$221,748.73	\$0.00	\$0.00	\$0.00	\$0.00	\$0.00	\$0.00	\$0.00	\$0.00	\$0.00
161000 Provisiones de carácter laboral, económica y de seguridad	\$221,748.73	-\$221,748.73	\$0.00	\$0.00	\$0.00	\$0.00	\$0.00	\$0.00	\$0.00	\$0.00	\$0.00
161001 Provisiones sobre remuneraciones	\$221,748.73	-\$221,748.73	\$0.00	\$0.00	\$0.00	\$0.00	\$0.00	\$0.00	\$0.00	\$0.00	\$0.00
200000 MATERIALES Y SUMINISTROS	\$7,418,837.06	\$1,484,842.88	\$8,913,679.94	\$8,681,808.90	\$231,871.04	\$7,960,656.74	\$721,152.16	\$893,023.20	\$7,960,656.74	\$7,960,656.74	\$0.00
210000 Materiales de administración, emisión de documentos	\$812,837.06	-\$146,089.73	\$666,747.33	\$666,747.33	\$0.00	\$666,747.33	\$0.00	\$0.00	\$666,747.33	\$666,747.33	\$0.00
211000 Materiales, útiles y equipos menores de oficina	\$227,837.06	-\$32,151.74	\$195,685.32	\$195,685.32	\$0.00	\$195,685.32	\$0.00	\$0.00	\$195,685.32	\$195,685.32	\$0.00
211001 Material de Oficina	\$227,837.06	-\$32,151.74	\$195,685.32	\$195,685.32	\$0.00	\$195,685.32	\$0.00	\$0.00	\$195,685.32	\$195,685.32	\$0.00
212000 Materiales y útiles de impresión y reproducción	\$20,000.00	-\$20,000.00	\$0.00	\$0.00	\$0.00	\$0.00	\$0.00	\$0.00	\$0.00	\$0.00	\$0.00
212001 Materiales y Útiles de Impresión y Reproducción	\$20,000.00	-\$20,000.00	\$0.00	\$0.00	\$0.00	\$0.00	\$0.00	\$0.00	\$0.00	\$0.00	\$0.00
213000 Material estadístico y geográfico	\$5,000.00	-\$5,000.00	\$0.00	\$0.00	\$0.00	\$0.00	\$0.00	\$0.00	\$0.00	\$0.00	\$0.00
213001 Material estadístico y geográfico	\$5,000.00	-\$5,000.00	\$0.00	\$0.00	\$0.00	\$0.00	\$0.00	\$0.00	\$0.00	\$0.00	\$0.00
214000 Materiales, útiles y equipos menores de tecnologías de i	\$75,000.00	-\$14,146.56	\$60,853.44	\$60,853.44	\$0.00	\$60,853.44	\$0.00	\$0.00	\$60,853.44	\$60,853.44	\$0.00
214001 Materiales, útiles y equipos menores de tecnologías de i	\$75,000.00	-\$14,146.56	\$60,853.44	\$60,853.44	\$0.00	\$60,853.44	\$0.00	\$0.00	\$60,853.44	\$60,853.44	\$0.00




MUNICIPIO DE TEPETITLAN
HIDALGO
Estado del Ejercicio del Presupuesto de Egresos por Capítulo del Gasto Al 31/dic./2023

Objeto del Gasto	Aprobado	Ampliaciones / (Reducciones)	Presupuesto Vigente	Comprometido	Presupuesto Disponible para Comprometer	Devengado	Comprometido No Devengado	Presupuesto Sin Devengar	Ejercido	Pagado	Cuentas por Pagar Deuda
215000 Material Impreso e Información digital	\$235,000.00	\$27,776.59	\$312,776.59	\$312,776.59	\$0.00	\$312,776.59	\$0.00	\$0.00	\$312,776.59	\$312,776.59	\$0.00
215001 Material Impreso e Información digital	\$235,000.00	\$27,776.59	\$312,776.59	\$312,776.59	\$0.00	\$312,776.59	\$0.00	\$0.00	\$312,776.59	\$312,776.59	\$0.00
216000 Material de Limpieza	\$100,000.00	-\$53,603.00	\$46,397.00	\$46,397.00	\$0.00	\$46,397.00	\$0.00	\$0.00	\$46,397.00	\$46,397.00	\$0.00
216001 Material de Limpieza	\$100,000.00	-\$53,603.00	\$46,397.00	\$46,397.00	\$0.00	\$46,397.00	\$0.00	\$0.00	\$46,397.00	\$46,397.00	\$0.00
218000 Materiales para el registro e identificación de bienes y pr	\$100,000.00	-\$48,962.00	\$51,038.00	\$51,038.00	\$0.00	\$51,038.00	\$0.00	\$0.00	\$51,038.00	\$51,038.00	\$0.00
218001 Materiales para el registro e identificación de bienes	\$40,000.00	-\$27,812.00	\$12,188.00	\$12,188.00	\$0.00	\$12,188.00	\$0.00	\$0.00	\$12,188.00	\$12,188.00	\$0.00
218002 Materiales para el registro e identificación de personas	\$60,000.00	-\$21,150.00	\$38,850.00	\$38,850.00	\$0.00	\$38,850.00	\$0.00	\$0.00	\$38,850.00	\$38,850.00	\$0.00
220000 Alimentos y utensilios	\$720,000.00	\$590,443.53	\$1,300,443.53	\$1,280,443.53	\$10,000.00	\$1,225,443.53	\$65,000.00	\$75,000.00	\$1,225,443.53	\$1,225,443.53	\$0.00
221000 Productos alimenticios para personas	\$650,000.00	\$624,426.54	\$1,274,426.54	\$1,274,426.54	\$0.00	\$1,209,426.54	\$65,000.00	\$65,000.00	\$1,209,426.54	\$1,209,426.54	\$0.00
221001 Alimentos para el Servicio de Alimentación	\$650,000.00	\$624,426.54	\$1,274,426.54	\$1,274,426.54	\$0.00	\$1,209,426.54	\$65,000.00	\$65,000.00	\$1,209,426.54	\$1,209,426.54	\$0.00
223000 Utensilios para el Servicio de Alimentación	\$70,000.00	-\$43,983.01	\$26,016.99	\$16,016.99	\$10,000.00	\$16,016.99	\$0.00	\$10,000.00	\$16,016.99	\$16,016.99	\$0.00
223001 Utensilios para el Servicio de Alimentación	\$70,000.00	-\$43,983.01	\$26,016.99	\$16,016.99	\$10,000.00	\$16,016.99	\$0.00	\$10,000.00	\$16,016.99	\$16,016.99	\$0.00
240000 Materiales y artículos de construcción y de reparación	\$1,315,000.00	\$242,010.27	\$1,557,010.27	\$1,521,010.27	\$36,000.00	\$1,446,388.91	\$74,621.36	\$110,621.36	\$1,446,388.91	\$1,446,388.91	\$0.00
241000 Productos minerales no metálicos	\$300,000.00	-\$261,443.80	\$38,556.20	\$38,556.20	\$0.00	\$38,556.20	\$0.00	\$0.00	\$38,556.20	\$38,556.20	\$0.00
241001 Productos minerales no metálicos	\$300,000.00	-\$261,443.80	\$38,556.20	\$38,556.20	\$0.00	\$38,556.20	\$0.00	\$0.00	\$38,556.20	\$38,556.20	\$0.00
242000 Cemento y productos de concreto	\$440,000.00	-\$98,388.83	\$341,611.17	\$341,611.17	\$0.00	\$341,611.17	\$0.00	\$0.00	\$341,611.17	\$341,611.17	\$0.00
242001 Cemento y productos de concreto	\$440,000.00	-\$98,388.83	\$341,611.17	\$341,611.17	\$0.00	\$341,611.17	\$0.00	\$0.00	\$341,611.17	\$341,611.17	\$0.00
243000 Cal, yeso y productos de yeso	\$10,000.00	-\$5,780.01	\$4,219.99	\$4,219.99	\$0.00	\$4,219.99	\$0.00	\$0.00	\$4,219.99	\$4,219.99	\$0.00
243001 Cal, yeso y productos de yeso	\$10,000.00	-\$5,780.01	\$4,219.99	\$4,219.99	\$0.00	\$4,219.99	\$0.00	\$0.00	\$4,219.99	\$4,219.99	\$0.00
244000 Madera y productos de madera	\$10,000.00	\$2,202.78	\$12,202.78	\$12,202.78	\$0.00	\$12,202.78	\$0.00	\$0.00	\$12,202.78	\$12,202.78	\$0.00
244001 Madera y productos de madera	\$10,000.00	\$2,202.78	\$12,202.78	\$12,202.78	\$0.00	\$12,202.78	\$0.00	\$0.00	\$12,202.78	\$12,202.78	\$0.00
245000 Vidrio y productos de vidrio	\$10,000.00	-\$10,000.00	\$0.00	\$0.00	\$0.00	\$0.00	\$0.00	\$0.00	\$0.00	\$0.00	\$0.00
245001 Vidrio y productos de vidrio	\$10,000.00	-\$10,000.00	\$0.00	\$0.00	\$0.00	\$0.00	\$0.00	\$0.00	\$0.00	\$0.00	\$0.00
246000 Material eléctrico y electrónico	\$250,000.00	\$395,649.70	\$635,649.70	\$635,649.70	\$0.00	\$561,028.34	\$74,621.36	\$74,621.36	\$561,028.34	\$561,028.34	\$0.00
246001 Material Eléctrico y Electrónico	\$250,000.00	\$395,649.70	\$635,649.70	\$635,649.70	\$0.00	\$561,028.34	\$74,621.36	\$74,621.36	\$561,028.34	\$561,028.34	\$0.00
247000 Artículos metálicos para la construcción	\$10,000.00	-\$9,347.40	\$3,652.60	\$3,652.60	\$0.00	\$3,652.60	\$0.00	\$0.00	\$3,652.60	\$3,652.60	\$0.00
247001 Artículos metálicos para la construcción	\$10,000.00	-\$9,347.40	\$3,652.60	\$3,652.60	\$0.00	\$3,652.60	\$0.00	\$0.00	\$3,652.60	\$3,652.60	\$0.00
248000 Materiales complementarios	\$140,000.00	\$207,223.78	\$347,223.78	\$311,223.78	\$36,000.00	\$311,223.78	\$0.00	\$36,000.00	\$311,223.78	\$311,223.78	\$0.00
248001 Materiales complementarios	\$140,000.00	\$207,223.78	\$347,223.78	\$311,223.78	\$36,000.00	\$311,223.78	\$0.00	\$36,000.00	\$311,223.78	\$311,223.78	\$0.00
248002 Otros materiales y artículos de construcción y reparación	\$145,000.00	\$28,894.05	\$173,894.05	\$173,894.05	\$0.00	\$173,894.05	\$0.00	\$0.00	\$173,894.05	\$173,894.05	\$0.00
248001 Otros materiales y artículos de construcción y reparación	\$145,000.00	\$28,894.05	\$173,894.05	\$173,894.05	\$0.00	\$173,894.05	\$0.00	\$0.00	\$173,894.05	\$173,894.05	\$0.00
250000 Productos químicos, farmacéuticos y de laboratorio	\$546,000.00	-\$271,262.23	\$274,737.77	\$274,737.77	\$0.00	\$274,737.77	\$0.00	\$0.00	\$274,737.77	\$274,737.77	\$0.00
252000 Fertilizantes, pesticidas y otros agroquímicos	\$10,000.00	-\$8,268.00	\$1,732.00	\$1,732.00	\$0.00	\$1,732.00	\$0.00	\$0.00	\$1,732.00	\$1,732.00	\$0.00
252001 Fertilizantes, pesticidas y otros agroquímicos	\$10,000.00	-\$8,268.00	\$1,732.00	\$1,732.00	\$0.00	\$1,732.00	\$0.00	\$0.00	\$1,732.00	\$1,732.00	\$0.00
253000 Medicinas y productos farmacéuticos	\$110,000.00	-\$86,370.10	\$41,629.90	\$41,629.90	\$0.00	\$41,629.90	\$0.00	\$0.00	\$41,629.90	\$41,629.90	\$0.00



MUNICIPIO DE TEPETITLÁN
HIDALGO
Estado del Ejercicio del Presupuesto de Egresos por Capítulo del Gasto Al 31/dic./2023

Objeto del Gasto	Aprobado	Ampliaciones / (Reducciones)	Presupuesto Vigente	Comprometido	Presupuesto Disponible para Comprometer	Devengado	Comprometido No Devengado	Presupuesto Sin Devengar	Ejercido	Pagado	Cuentas por Pagar Deuda
253001 Medicinas y Productos Farmacéuticos	\$110,000.00	-\$68,370.10	\$41,629.90	\$41,629.90	\$0.00	\$41,629.90	\$0.00	\$0.00	\$41,629.90	\$41,629.90	\$0.00
254000 Materiales, accesorios y suministros médicos	\$60,000.00	-\$60,000.00	\$0.00	\$0.00	\$0.00	\$0.00	\$0.00	\$0.00	\$0.00	\$0.00	\$0.00
254001 Materiales, accesorios y suministros médicos	\$60,000.00	-\$60,000.00	\$0.00	\$0.00	\$0.00	\$0.00	\$0.00	\$0.00	\$0.00	\$0.00	\$0.00
256001 Fibras sintéticas, hules, plásticos y derivados	\$108,000.00	\$18,887.87	\$124,887.87	\$124,887.87	\$0.00	\$124,887.87	\$0.00	\$0.00	\$124,887.87	\$124,887.87	\$0.00
256001 Fibras sintéticas, hules, plásticos y derivados	\$108,000.00	\$18,887.87	\$124,887.87	\$124,887.87	\$0.00	\$124,887.87	\$0.00	\$0.00	\$124,887.87	\$124,887.87	\$0.00
259000 Otros productos químicos	\$280,000.00	-\$153,512.00	\$106,488.00	\$106,488.00	\$0.00	\$106,488.00	\$0.00	\$0.00	\$106,488.00	\$106,488.00	\$0.00
259001 Otros productos químicos	\$280,000.00	-\$153,512.00	\$106,488.00	\$106,488.00	\$0.00	\$106,488.00	\$0.00	\$0.00	\$106,488.00	\$106,488.00	\$0.00
260000 Combustibles, lubricantes y aditivos	\$2,750,000.00	\$1,245,689.75	\$3,995,689.75	\$3,995,689.75	\$0.00	\$3,420,689.75	\$575,000.00	\$575,000.00	\$3,420,689.75	\$3,420,689.75	\$0.00
261000 Computables, lubricantes y aditivos	\$2,750,000.00	\$1,245,689.75	\$3,995,689.75	\$3,995,689.75	\$0.00	\$3,420,689.75	\$575,000.00	\$575,000.00	\$3,420,689.75	\$3,420,689.75	\$0.00
261001 Combustibles y lubricantes vehiculos y equipos terrestres	\$2,750,000.00	\$1,245,689.75	\$3,995,689.75	\$3,995,689.75	\$0.00	\$3,420,689.75	\$575,000.00	\$575,000.00	\$3,420,689.75	\$3,420,689.75	\$0.00
270000 Vestuario, blancos, prendas de protección y artículos	\$410,000.00	-\$170,778.96	\$239,221.04	\$239,221.04	\$0.00	\$239,221.04	\$0.00	\$0.00	\$239,221.04	\$239,221.04	\$0.00
271000 Vestuario y uniformes	\$295,000.00	-\$97,290.40	\$197,709.60	\$197,709.60	\$0.00	\$197,709.60	\$0.00	\$0.00	\$197,709.60	\$197,709.60	\$0.00
271001 Vestuario, Uniformes	\$295,000.00	-\$97,290.40	\$197,709.60	\$197,709.60	\$0.00	\$197,709.60	\$0.00	\$0.00	\$197,709.60	\$197,709.60	\$0.00
272000 Prendas de seguridad y protección personal	\$35,000.00	-\$26,037.92	\$8,962.08	\$8,962.08	\$0.00	\$8,962.08	\$0.00	\$0.00	\$8,962.08	\$8,962.08	\$0.00
272001 Prendas de seguridad y protección personal	\$35,000.00	-\$26,037.92	\$8,962.08	\$8,962.08	\$0.00	\$8,962.08	\$0.00	\$0.00	\$8,962.08	\$8,962.08	\$0.00
273000 Artículos deportivos	\$70,000.00	-\$37,450.64	\$32,549.36	\$32,549.36	\$0.00	\$32,549.36	\$0.00	\$0.00	\$32,549.36	\$32,549.36	\$0.00
273001 Artículos deportivos	\$70,000.00	-\$37,450.64	\$32,549.36	\$32,549.36	\$0.00	\$32,549.36	\$0.00	\$0.00	\$32,549.36	\$32,549.36	\$0.00
274000 Productos textiles	\$5,000.00	-\$5,000.00	\$0.00	\$0.00	\$0.00	\$0.00	\$0.00	\$0.00	\$0.00	\$0.00	\$0.00
274001 Productos textiles	\$5,000.00	-\$5,000.00	\$0.00	\$0.00	\$0.00	\$0.00	\$0.00	\$0.00	\$0.00	\$0.00	\$0.00
275000 Blancos y otros productos textiles, excepto prendas de vestir	\$5,000.00	-\$5,000.00	\$0.00	\$0.00	\$0.00	\$0.00	\$0.00	\$0.00	\$0.00	\$0.00	\$0.00
275001 Blancos y otros productos textiles, excepto prendas de vestir	\$5,000.00	-\$5,000.00	\$0.00	\$0.00	\$0.00	\$0.00	\$0.00	\$0.00	\$0.00	\$0.00	\$0.00
280000 Materiales y suministros para seguridad	\$140,000.00	-\$129,753.11	\$10,236.89	\$10,236.89	\$0.00	\$10,236.89	\$0.00	\$0.00	\$10,236.89	\$10,236.89	\$0.00
282000 Materiales de Seguridad pública	\$65,000.00	-\$64,043.11	\$956.89	\$956.89	\$0.00	\$956.89	\$0.00	\$0.00	\$956.89	\$956.89	\$0.00
282001 Materiales de Seguridad Pública	\$65,000.00	-\$64,043.11	\$956.89	\$956.89	\$0.00	\$956.89	\$0.00	\$0.00	\$956.89	\$956.89	\$0.00
283000 Prendas de protección para seguridad pública y naciones	\$85,000.00	-\$75,720.00	\$9,280.00	\$9,280.00	\$0.00	\$9,280.00	\$0.00	\$0.00	\$9,280.00	\$9,280.00	\$0.00
283001 Prendas de protección para seguridad pública	\$85,000.00	-\$75,720.00	\$9,280.00	\$9,280.00	\$0.00	\$9,280.00	\$0.00	\$0.00	\$9,280.00	\$9,280.00	\$0.00
290000 Herramientas, relaciones y accesorios menores	\$725,000.00	\$144,583.36	\$869,583.36	\$683,712.32	\$185,871.04	\$677,181.52	\$6,530.80	\$192,401.84	\$677,181.52	\$677,181.52	\$0.00
291000 Herramientas menores	\$110,000.00	-\$19,717.63	\$90,282.37	\$90,282.37	\$0.00	\$90,282.37	\$0.00	\$0.00	\$90,282.37	\$90,282.37	\$0.00
291001 Herramientas Menores	\$110,000.00	-\$19,717.63	\$90,282.37	\$90,282.37	\$0.00	\$90,282.37	\$0.00	\$0.00	\$90,282.37	\$90,282.37	\$0.00
292000 Relaciones y accesorios menores de edificios	\$5,000.00	-\$5,000.00	\$0.00	\$0.00	\$0.00	\$0.00	\$0.00	\$0.00	\$0.00	\$0.00	\$0.00
292001 Relaciones y accesorios menores de edificios	\$5,000.00	-\$5,000.00	\$0.00	\$0.00	\$0.00	\$0.00	\$0.00	\$0.00	\$0.00	\$0.00	\$0.00
293000 Relaciones y accesorios menores de equipo de cómputo	\$5,000.00	-\$5,000.00	\$0.00	\$0.00	\$0.00	\$0.00	\$0.00	\$0.00	\$0.00	\$0.00	\$0.00
293001 Relaciones y accesorios menores de equipo de cómputo	\$5,000.00	-\$5,000.00	\$0.00	\$0.00	\$0.00	\$0.00	\$0.00	\$0.00	\$0.00	\$0.00	\$0.00
294000 Relaciones y accesorios menores de equipo de campo	\$5,000.00	-\$5,000.00	\$0.00	\$0.00	\$0.00	\$0.00	\$0.00	\$0.00	\$0.00	\$0.00	\$0.00
294001 Relaciones y accesorios menores de equipo de campo	\$5,000.00	-\$5,000.00	\$0.00	\$0.00	\$0.00	\$0.00	\$0.00	\$0.00	\$0.00	\$0.00	\$0.00
299000 Relaciones y accesorios menores de equipo de transporte	\$300,000.00	-\$47,947.07	\$252,052.93	\$248,583.73	\$3,469.20	\$242,052.83	\$6,530.80	\$10,000.00	\$242,052.83	\$242,052.83	\$0.00
299001 Relaciones	\$300,000.00	-\$47,947.07	\$252,052.93	\$248,583.73	\$3,469.20	\$242,052.93	\$6,530.80	\$10,000.00	\$242,052.93	\$242,052.93	\$0.00





MUNICIPIO DE TEPETITLÁN HIDALGO

Objeto del Gasto	Aprobado	Ampliaciones / (Reducciones)	Presupuesto Vigente	Comprometido	Presupuesto Disponible para Comprometer	Devengado	Comprometido No Devengado	Presupuesto Sin Devengar	Ejercicio	Pagado	Cuentas por Pagar Deuda
SERVICIOS GENERALES	\$10,100,246.67	\$1,082,369.34	\$11,182,616.21	\$10,422,783.44	\$759,832.77	\$10,358,160.44	\$64,652.00	\$824,455.77	\$9,835,435.44	\$9,838,435.44	\$521,725.00
310000 Servicios Básicos	\$4,239,187.87	\$659,944.73	\$4,899,132.60	\$4,792,604.80	\$111,528.00	\$4,792,020.24	\$4,584.36	\$116,112.36	\$4,374,028.24	\$4,374,025.24	\$407,995.00
311000 Energía eléctrica	\$4,081,871.87	\$690,102.90	\$4,771,974.77	\$4,671,974.77	\$100,000.00	\$4,668,039.41	\$3,965.36	\$103,935.36	\$4,267,867.41	\$4,267,867.41	\$400,172.00
311001 Servicio de Energía Eléctrica	\$4,081,871.87	\$690,102.90	\$4,771,974.77	\$4,671,974.77	\$100,000.00	\$4,668,039.41	\$3,935.36	\$103,935.36	\$4,267,867.41	\$4,267,867.41	\$400,172.00
312000 Gas	\$65,000.00	-\$24,112.57	\$40,887.43	\$40,887.43	\$0.00	\$40,887.43	\$0.00	\$0.00	\$40,887.43	\$40,887.43	\$0.00
312001 Gas	\$65,000.00	-\$24,112.57	\$40,887.43	\$40,887.43	\$0.00	\$40,887.43	\$0.00	\$0.00	\$40,887.43	\$40,887.43	\$0.00
314000 Telefonía tradicional	\$68,016.00	-\$4,360.00	\$63,656.00	\$62,128.00	\$11,528.00	\$51,479.00	\$649.00	\$12,177.00	\$43,656.00	\$43,656.00	\$7,823.00
314001 Servicio Telefonico Tradicional	\$68,016.00	-\$4,360.00	\$63,656.00	\$62,128.00	\$11,528.00	\$51,479.00	\$649.00	\$12,177.00	\$43,656.00	\$43,656.00	\$7,823.00
315000 Telefonía celular	\$9,000.00	-\$3,000.00	\$6,000.00	\$6,000.00	\$0.00	\$6,000.00	\$0.00	\$0.00	\$6,000.00	\$6,000.00	\$0.00
315001 Servicio de Telefonía Celular	\$9,000.00	-\$3,000.00	\$6,000.00	\$6,000.00	\$0.00	\$6,000.00	\$0.00	\$0.00	\$6,000.00	\$6,000.00	\$0.00
317000 Servicios de acceso de Internet, redes y procesamiento	\$20,300.00	-\$4,848.00	\$15,452.00	\$15,452.00	\$0.00	\$15,452.00	\$0.00	\$0.00	\$15,452.00	\$15,452.00	\$0.00
317001 Servicios de Conducción de Señales Analógicas y Digitales	\$20,300.00	-\$4,848.00	\$15,452.00	\$15,452.00	\$0.00	\$15,452.00	\$0.00	\$0.00	\$15,452.00	\$15,452.00	\$0.00
318000 Servicios integrales y otros servicios	\$0.00	\$5,982.40	\$5,982.40	\$5,982.40	\$0.00	\$5,982.40	\$0.00	\$0.00	\$5,982.40	\$5,982.40	\$0.00
318001 Servicios integrales y otros servicios	\$0.00	\$5,982.40	\$5,982.40	\$5,982.40	\$0.00	\$5,982.40	\$0.00	\$0.00	\$5,982.40	\$5,982.40	\$0.00
SERVICIOS DE ARRENDAMIENTO	\$2,028,376.00	-\$457,521.38	\$1,570,754.62	\$1,519,755.63	\$50,998.99	\$1,519,755.63	\$0.00	\$50,998.99	\$1,519,755.63	\$1,519,755.63	\$0.00
320000 Arrendamiento de edificios	\$62,400.00	-\$29,900.00	\$32,500.00	\$32,500.00	\$0.00	\$32,500.00	\$0.00	\$0.00	\$32,500.00	\$32,500.00	\$0.00
320001 Arrendamiento de edificios	\$62,400.00	-\$29,900.00	\$32,500.00	\$32,500.00	\$0.00	\$32,500.00	\$0.00	\$0.00	\$32,500.00	\$32,500.00	\$0.00
323000 Arrendamiento de mobiliario y equipo de administración, educación, etc.	\$91,978.00	-\$39,428.16	\$52,547.84	\$52,547.84	\$0.00	\$52,547.84	\$0.00	\$0.00	\$52,547.84	\$52,547.84	\$0.00
323001 Arrendamiento de mobiliario y equipo de administración, educación, etc.	\$91,978.00	-\$39,428.16	\$52,547.84	\$52,547.84	\$0.00	\$52,547.84	\$0.00	\$0.00	\$52,547.84	\$52,547.84	\$0.00
325000 Arrendamiento de equipo de transporte	\$729,000.00	-\$189,986.10	\$539,013.90	\$478,014.91	\$50,998.99	\$478,014.91	\$0.00	\$50,998.99	\$478,014.91	\$478,014.91	\$0.00
325001 Arrendamiento de equipo de transporte	\$729,000.00	-\$189,986.10	\$539,013.90	\$478,014.91	\$50,998.99	\$478,014.91	\$0.00	\$50,998.99	\$478,014.91	\$478,014.91	\$0.00
326000 Arrendamiento de maquinaria, otros equipos y herramientas	\$630,000.00	-\$133,604.98	\$496,395.02	\$486,395.02	\$0.00	\$486,395.02	\$0.00	\$0.00	\$486,395.02	\$486,395.02	\$0.00
326001 Arrendamiento de maquinaria, otros equipos y herramientas	\$630,000.00	-\$133,604.98	\$496,395.02	\$486,395.02	\$0.00	\$486,395.02	\$0.00	\$0.00	\$486,395.02	\$486,395.02	\$0.00
327000 Arrendamiento de activos intangibles	\$15,000.00	-\$14,000.00	\$1,000.00	\$1,000.00	\$0.00	\$1,000.00	\$0.00	\$0.00	\$1,000.00	\$1,000.00	\$0.00
327001 Arrendamiento de activos intangibles	\$15,000.00	-\$14,000.00	\$1,000.00	\$1,000.00	\$0.00	\$1,000.00	\$0.00	\$0.00	\$1,000.00	\$1,000.00	\$0.00
328000 Otros arrendamientos	\$500,000.00	-\$40,702.14	\$459,297.86	\$459,297.86	\$0.00	\$459,297.86	\$0.00	\$0.00	\$459,297.86	\$459,297.86	\$0.00
328001 Otros arrendamientos	\$500,000.00	-\$40,702.14	\$459,297.86	\$459,297.86	\$0.00	\$459,297.86	\$0.00	\$0.00	\$459,297.86	\$459,297.86	\$0.00
SERVICIOS PROFESIONALES, CIENTÍFICOS, TÉCNICOS Y OTROS	\$215,000.00	\$399,401.16	\$614,401.16	\$614,400.08	\$1.08	\$614,400.08	\$0.00	\$1.08	\$614,400.08	\$614,400.08	\$0.00
330000 Servicios legales, de contabilidad, auditoría y relacionados	\$30,000.00	-\$30,000.00	\$0.00	\$0.00	\$0.00	\$0.00	\$0.00	\$0.00	\$0.00	\$0.00	\$0.00
331000 Servicios de contabilidad, auditoría y servicios relacionados	\$30,000.00	-\$30,000.00	\$0.00	\$0.00	\$0.00	\$0.00	\$0.00	\$0.00	\$0.00	\$0.00	\$0.00
331002 Servicios de contabilidad, auditoría y servicios relacionados	\$30,000.00	-\$30,000.00	\$0.00	\$0.00	\$0.00	\$0.00	\$0.00	\$0.00	\$0.00	\$0.00	\$0.00
333000 Servicios de consultoría administrativa, procesos, técnicos	\$5,000.00	-\$5,000.00	\$0.00	\$0.00	\$0.00	\$0.00	\$0.00	\$0.00	\$0.00	\$0.00	\$0.00






MUNICIPIO DE TEPETITLÁN
HIDALGO

Estado del Ejercicio del Presupuesto de Egresos por Capitulo del Gasto Al 31/dic./2023


Objeto del Gasto	Aprobado	Ampliaciones / (Reducciones)	Presupuesto Vigente	Comprometido	Presupuesto Disponible para		Devengado	Comprometido		Presupuesto Sin Devengar	Ejercicio	Pagado	Cuentas por Pagar	Deuda
					Comprometer	Disponible		No Devengado	Devengado					
333001 Servicios de consultoría administrativa, técnica y otras s	\$5,000.00	-\$5,000.00	\$0.00	\$0.00	\$0.00	\$0.00	\$0.00	\$0.00	\$0.00	\$0.00	\$0.00	\$0.00	\$0.00	\$0.00
334000 Servicios de capacitación	\$50,000.00	-\$50,000.00	\$0.00	\$0.00	\$0.00	\$0.00	\$0.00	\$0.00	\$0.00	\$0.00	\$0.00	\$0.00	\$0.00	\$0.00
334001 Capacitación	\$50,000.00	-\$50,000.00	\$0.00	\$0.00	\$0.00	\$0.00	\$0.00	\$0.00	\$0.00	\$0.00	\$0.00	\$0.00	\$0.00	\$0.00
336000 Servicios de apoyo administrativo, fotocopiado e impresi	\$5,000.00	\$49,089.04	\$54,089.04	\$54,089.04	\$0.00	\$54,089.04	\$54,089.04	\$0.00	\$0.00	\$54,089.04	\$54,089.04	\$54,089.04	\$0.00	\$0.00
336001 Servicios de apoyo administrativo, fotocopiado e impresi	\$5,000.00	\$49,089.04	\$54,089.04	\$54,089.04	\$0.00	\$54,089.04	\$54,089.04	\$0.00	\$0.00	\$54,089.04	\$54,089.04	\$54,089.04	\$0.00	\$0.00
337000 Servicios de protección y seguridad	\$5,000.00	-\$5,000.00	\$0.00	\$0.00	\$0.00	\$0.00	\$0.00	\$0.00	\$0.00	\$0.00	\$0.00	\$0.00	\$0.00	\$0.00
337001 Servicios de protección y seguridad	\$5,000.00	-\$5,000.00	\$0.00	\$0.00	\$0.00	\$0.00	\$0.00	\$0.00	\$0.00	\$0.00	\$0.00	\$0.00	\$0.00	\$0.00
338000 Servicios profesionales, científicos y técnicos integrales	\$120,000.00	\$440,312.12	\$560,312.12	\$560,311.04	\$1.08	\$560,311.04	\$560,311.04	\$0.00	\$0.00	\$560,311.04	\$560,311.04	\$560,311.04	\$0.00	\$0.00
338003 Prestación de Servicios Profesionales	\$120,000.00	\$440,312.12	\$560,312.12	\$560,311.04	\$1.08	\$560,311.04	\$560,311.04	\$0.00	\$0.00	\$560,311.04	\$560,311.04	\$560,311.04	\$0.00	\$0.00
340000 Servicios financieros, bancarios y comerciales	\$107,000.00	-\$107,000.00	\$0.00	\$0.00	\$0.00	\$0.00	\$0.00	\$0.00	\$0.00	\$0.00	\$0.00	\$0.00	\$0.00	\$0.00
341000 Servicios financieros y bancarios	\$2,000.00	-\$2,000.00	\$0.00	\$0.00	\$0.00	\$0.00	\$0.00	\$0.00	\$0.00	\$0.00	\$0.00	\$0.00	\$0.00	\$0.00
341001 Intereses, Descuentos y otros Servicios Bancarios	\$2,000.00	-\$2,000.00	\$0.00	\$0.00	\$0.00	\$0.00	\$0.00	\$0.00	\$0.00	\$0.00	\$0.00	\$0.00	\$0.00	\$0.00
345000 Seguro de bienes patrimoniales	\$65,000.00	-\$65,000.00	\$0.00	\$0.00	\$0.00	\$0.00	\$0.00	\$0.00	\$0.00	\$0.00	\$0.00	\$0.00	\$0.00	\$0.00
345001 Seguros	\$65,000.00	-\$65,000.00	\$0.00	\$0.00	\$0.00	\$0.00	\$0.00	\$0.00	\$0.00	\$0.00	\$0.00	\$0.00	\$0.00	\$0.00
347000 Fletes y manobras	\$10,000.00	-\$10,000.00	\$0.00	\$0.00	\$0.00	\$0.00	\$0.00	\$0.00	\$0.00	\$0.00	\$0.00	\$0.00	\$0.00	\$0.00
347001 Fletes y Manobras	\$10,000.00	-\$10,000.00	\$0.00	\$0.00	\$0.00	\$0.00	\$0.00	\$0.00	\$0.00	\$0.00	\$0.00	\$0.00	\$0.00	\$0.00
350000 Servicios de instalación, reparación, mantenimiento y	\$1,045,000.00	\$12,434.23	\$1,057,434.23	\$734,559.62	\$322,874.61	\$734,559.62	\$0.00	\$0.00	\$322,874.61	\$734,559.62	\$734,559.62	\$734,559.62	\$0.00	\$0.00
351000 Conservación y mantenimiento menor de inmuebles	\$30,000.00	\$244,237.21	\$274,237.21	\$51,362.60	\$222,874.61	\$51,362.60	\$0.00	\$0.00	\$222,874.61	\$51,362.60	\$51,362.60	\$51,362.60	\$0.00	\$0.00
351001 Conservación y mantenimiento menor de inmuebles	\$30,000.00	\$244,237.21	\$274,237.21	\$51,362.60	\$222,874.61	\$51,362.60	\$0.00	\$0.00	\$222,874.61	\$51,362.60	\$51,362.60	\$51,362.60	\$0.00	\$0.00
352000 Instalación, reparación y mantenimiento de mobiliario y v	\$10,000.00	-\$10,000.00	\$0.00	\$0.00	\$0.00	\$0.00	\$0.00	\$0.00	\$0.00	\$0.00	\$0.00	\$0.00	\$0.00	\$0.00
352001 Mantenimiento de Mobiliario y Equipo de Administración	\$10,000.00	-\$10,000.00	\$0.00	\$0.00	\$0.00	\$0.00	\$0.00	\$0.00	\$0.00	\$0.00	\$0.00	\$0.00	\$0.00	\$0.00
353000 Instalación, reparación y mantenimiento de equipo de ec	\$10,000.00	\$2,486.01	\$12,486.01	\$12,486.01	\$0.00	\$12,486.01	\$0.00	\$0.00	\$0.00	\$12,486.01	\$12,486.01	\$12,486.01	\$0.00	\$0.00
353001 Mantenimiento de bienes informáticos	\$10,000.00	\$2,486.01	\$12,486.01	\$12,486.01	\$0.00	\$12,486.01	\$0.00	\$0.00	\$0.00	\$12,486.01	\$12,486.01	\$12,486.01	\$0.00	\$0.00
354000 Instalación, reparación y mantenimiento de equipo e ins	\$30,000.00	-\$30,000.00	\$0.00	\$0.00	\$0.00	\$0.00	\$0.00	\$0.00	\$0.00	\$0.00	\$0.00	\$0.00	\$0.00	\$0.00
354001 Instalación, reparación y mantenimiento de equipo e ins	\$30,000.00	-\$30,000.00	\$0.00	\$0.00	\$0.00	\$0.00	\$0.00	\$0.00	\$0.00	\$0.00	\$0.00	\$0.00	\$0.00	\$0.00
355000 Reparación y mantenimiento de equipo de transporte	\$350,000.00	-\$82,438.85	\$267,561.15	\$267,561.15	\$0.00	\$267,561.15	\$0.00	\$0.00	\$0.00	\$267,561.15	\$267,561.15	\$267,561.15	\$0.00	\$0.00
355001 Mantenimiento de Vehículos	\$350,000.00	-\$82,438.85	\$267,561.15	\$267,561.15	\$0.00	\$267,561.15	\$0.00	\$0.00	\$0.00	\$267,561.15	\$267,561.15	\$267,561.15	\$0.00	\$0.00
357000 Instalación, reparación y mantenimiento de maquinaria,	\$400,000.00	-\$79,535.05	\$320,466.97	\$220,466.97	\$100,000.00	\$220,466.97	\$0.00	\$0.00	\$100,000.00	\$220,466.97	\$220,466.97	\$220,466.97	\$0.00	\$0.00
357001 Mantenimiento de Maquinaria y Equipo	\$300,000.00	-\$59,259.83	\$240,740.17	\$140,740.17	\$100,000.00	\$140,740.17	\$0.00	\$0.00	\$100,000.00	\$140,740.17	\$140,740.17	\$140,740.17	\$0.00	\$0.00
357002 Mantenimiento e instalación de Equipos y Herramientas	\$100,000.00	-\$20,273.20	\$79,726.80	\$79,726.80	\$0.00	\$79,726.80	\$0.00	\$0.00	\$0.00	\$79,726.80	\$79,726.80	\$79,726.80	\$0.00	\$0.00
358000 Servicios de limpieza y manejo de desechos	\$205,000.00	-\$22,317.11	\$182,682.89	\$182,682.89	\$0.00	\$182,682.89	\$0.00	\$0.00	\$0.00	\$182,682.89	\$182,682.89	\$182,682.89	\$0.00	\$0.00
358001 Servicios de limpieza y manejo de desechos	\$205,000.00	-\$22,317.11	\$182,682.89	\$182,682.89	\$0.00	\$182,682.89	\$0.00	\$0.00	\$0.00	\$182,682.89	\$182,682.89	\$182,682.89	\$0.00	\$0.00
359000 Servicios de jardinería y fumigación	\$10,000.00	-\$10,000.00	\$0.00	\$0.00	\$0.00	\$0.00	\$0.00	\$0.00	\$0.00	\$0.00	\$0.00	\$0.00	\$0.00	\$0.00
359001 Servicios de jardinería y fumigación	\$10,000.00	-\$10,000.00	\$0.00	\$0.00	\$0.00	\$0.00	\$0.00	\$0.00	\$0.00	\$0.00	\$0.00	\$0.00	\$0.00	\$0.00
360000 Servicios de comunicación social y publicidad	\$225,700.00	-\$139,364.00	\$86,336.00	\$86,336.00	\$0.00	\$86,336.00	\$0.00	\$0.00	\$0.00	\$86,336.00	\$86,336.00	\$86,336.00	\$0.00	\$0.00






**MUNICIPIO DE TEPETITLÁN
 HIDALGO**
 Estado del Ejercicio del Presupuesto de Egresos por Capítulo del Gasto Al 31/dic./2023

Objeto del Gasto	Aprobado	Ampliaciones / (Reducciones)	Presupuesto Vigente	Comprometido	Presupuesto Disponible para		Devengado	Comprometido		Presupuesto Sin Devengar	Ejercido	Pagado	Cuentas por Pagar/Deuda
					Comprometer	Disponible		Devengado	No Devengado				
391000 Difusión por radio, televisión y otros medios de mensaje	\$84,800.00	-\$27,194.00	\$37,616.00	\$37,616.00	\$0.00	\$37,616.00	\$0.00	\$0.00	\$0.00	\$37,616.00	\$37,616.00	\$0.00	\$0.00
391001 Difusión de programas y actividades gubernamentales	\$84,800.00	-\$27,194.00	\$37,616.00	\$37,616.00	\$0.00	\$37,616.00	\$0.00	\$0.00	\$0.00	\$37,616.00	\$37,616.00	\$0.00	\$0.00
392000 Difusión por radio, televisión y otros medios de mensaje	\$100,000.00	-\$100,000.00	\$0.00	\$0.00	\$0.00	\$0.00	\$0.00	\$0.00	\$0.00	\$0.00	\$0.00	\$0.00	\$0.00
392001 Difusión por radio, televisión y otros medios de mensaje	\$100,000.00	-\$100,000.00	\$0.00	\$0.00	\$0.00	\$0.00	\$0.00	\$0.00	\$0.00	\$0.00	\$0.00	\$0.00	\$0.00
396000 Servicio de creación y difusión de contenido exclusivo	\$90,900.00	-\$12,180.00	\$48,720.00	\$48,720.00	\$0.00	\$48,720.00	\$0.00	\$0.00	\$0.00	\$48,720.00	\$48,720.00	\$0.00	\$0.00
396001 Servicio de creación y difusión de contenido exclusivo	\$90,900.00	-\$12,180.00	\$48,720.00	\$48,720.00	\$0.00	\$48,720.00	\$0.00	\$0.00	\$0.00	\$48,720.00	\$48,720.00	\$0.00	\$0.00
370000 Servicios de traslado y viáticos	\$300,000.00	\$12,577.15	\$312,577.15	\$312,577.15	\$0.00	\$312,577.15	\$0.00	\$0.00	\$0.00	\$312,577.15	\$312,577.15	\$0.00	\$0.00
375000 Viáticos en el país	\$300,000.00	\$12,577.15	\$312,577.15	\$312,577.15	\$0.00	\$312,577.15	\$0.00	\$0.00	\$0.00	\$312,577.15	\$312,577.15	\$0.00	\$0.00
375001 Viáticos en el país	\$300,000.00	\$12,577.15	\$312,577.15	\$312,577.15	\$0.00	\$312,577.15	\$0.00	\$0.00	\$0.00	\$312,577.15	\$312,577.15	\$0.00	\$0.00
380000 Servicios oficiales	\$1,310,983.00	\$575,208.12	\$1,886,191.12	\$1,827,440.36	\$58,750.76	\$1,767,401.72	\$60,038.64	\$116,789.40	\$116,789.40	\$1,767,401.72	\$1,767,401.72	\$0.00	\$0.00
382000 Gastos de orden social y cultural	\$1,310,983.00	\$575,208.12	\$1,886,191.12	\$1,827,440.36	\$58,750.76	\$1,767,401.72	\$60,038.64	\$116,789.40	\$116,789.40	\$1,767,401.72	\$1,767,401.72	\$0.00	\$0.00
382001 Gastos de orden social y cultural	\$1,310,983.00	\$575,208.12	\$1,886,191.12	\$1,827,440.36	\$58,750.76	\$1,767,401.72	\$60,038.64	\$116,789.40	\$116,789.40	\$1,767,401.72	\$1,767,401.72	\$0.00	\$0.00
390000 Otros servicios generales	\$630,000.00	\$126,769.33	\$756,769.33	\$541,110.00	\$215,679.33	\$541,110.00	\$0.00	\$215,679.33	\$215,679.33	\$427,390.00	\$427,390.00	\$119,730.00	\$119,730.00
391000 Servicios funerarios y de cementerios	\$20,000.00	\$50,000.00	\$70,000.00	\$0.00	\$70,000.00	\$0.00	\$0.00	\$0.00	\$0.00	\$70,000.00	\$70,000.00	\$0.00	\$0.00
391001 Servicios funerarios y de cementerios	\$20,000.00	\$50,000.00	\$70,000.00	\$0.00	\$70,000.00	\$0.00	\$0.00	\$0.00	\$0.00	\$70,000.00	\$70,000.00	\$0.00	\$0.00
392000 Impuestos y derechos	\$40,000.00	-\$24,096.00	\$15,904.00	\$15,904.00	\$0.00	\$15,904.00	\$0.00	\$0.00	\$0.00	\$15,904.00	\$15,904.00	\$0.00	\$0.00
392001 Impuestos y derechos	\$40,000.00	-\$24,096.00	\$15,904.00	\$15,904.00	\$0.00	\$15,904.00	\$0.00	\$0.00	\$0.00	\$15,904.00	\$15,904.00	\$0.00	\$0.00
392005 Pago de otros impuestos	\$35,000.00	-\$21,072.00	\$13,928.00	\$13,928.00	\$0.00	\$13,928.00	\$0.00	\$0.00	\$0.00	\$13,928.00	\$13,928.00	\$0.00	\$0.00
396000 Impuesto sobre nominas y otros que se deriven de una	\$570,000.00	-\$2,984.00	\$670,855.33	\$2,006.00	\$0.00	\$2,006.00	\$0.00	\$0.00	\$0.00	\$2,006.00	\$2,006.00	\$0.00	\$0.00
396001 Impuesto sobre nominas y otros que se deriven de una	\$570,000.00	-\$2,984.00	\$670,855.33	\$2,006.00	\$0.00	\$2,006.00	\$0.00	\$0.00	\$0.00	\$2,006.00	\$2,006.00	\$0.00	\$0.00
398000 Impuesto sobre nomina y otros que se deriven de una	\$570,000.00	\$100,855.33	\$670,855.33	\$525,176.00	\$145,679.33	\$525,176.00	\$0.00	\$145,679.33	\$145,679.33	\$411,446.00	\$411,446.00	\$119,730.00	\$119,730.00
398001 Impuesto sobre nomina y otros que se deriven de una	\$570,000.00	\$100,855.33	\$670,855.33	\$525,176.00	\$145,679.33	\$525,176.00	\$0.00	\$145,679.33	\$145,679.33	\$411,446.00	\$411,446.00	\$119,730.00	\$119,730.00
400000 TRANSFERENCIAS, ASIGNACIONES, SUBSIDIO	\$2,079,872.00	\$99,106.71	\$2,148,978.71	\$2,118,978.71	\$30,000.00	\$2,118,978.71	\$0.00	\$0.00	\$30,000.00	\$2,118,978.71	\$2,118,978.71	\$0.00	\$0.00
440000 Ayudas sociales	\$1,907,000.00	\$112,324.71	\$2,019,324.71	\$1,989,324.71	\$30,000.00	\$1,989,324.71	\$0.00	\$0.00	\$30,000.00	\$1,989,324.71	\$1,989,324.71	\$0.00	\$0.00
441000 Ayudas sociales a personas	\$1,620,000.00	\$54,776.51	\$1,674,776.51	\$1,644,776.51	\$30,000.00	\$1,644,776.51	\$0.00	\$0.00	\$30,000.00	\$1,644,776.51	\$1,644,776.51	\$0.00	\$0.00
441001 Ayudas sociales a personas	\$1,620,000.00	\$54,776.51	\$1,674,776.51	\$1,644,776.51	\$30,000.00	\$1,644,776.51	\$0.00	\$0.00	\$30,000.00	\$1,644,776.51	\$1,644,776.51	\$0.00	\$0.00
442000 Becas y otras ayudas para programas de capacitación	\$15,000.00	-\$14,588.00	\$412.00	\$412.00	\$0.00	\$412.00	\$0.00	\$0.00	\$0.00	\$412.00	\$412.00	\$0.00	\$0.00
442001 Becas y otras ayudas para programas de capacitación	\$15,000.00	-\$14,588.00	\$412.00	\$412.00	\$0.00	\$412.00	\$0.00	\$0.00	\$0.00	\$412.00	\$412.00	\$0.00	\$0.00
443000 Ayudas sociales a instituciones de enseñanza	\$50,000.00	\$23,942.12	\$73,942.12	\$73,942.12	\$0.00	\$73,942.12	\$0.00	\$0.00	\$0.00	\$73,942.12	\$73,942.12	\$0.00	\$0.00
443001 Ayudas sociales a instituciones de enseñanza	\$50,000.00	\$23,942.12	\$73,942.12	\$73,942.12	\$0.00	\$73,942.12	\$0.00	\$0.00	\$0.00	\$73,942.12	\$73,942.12	\$0.00	\$0.00
445000 Ayudas sociales a instituciones sin fines de lucro	\$222,000.00	\$49,194.08	\$270,194.08	\$270,194.08	\$0.00	\$270,194.08	\$0.00	\$0.00	\$0.00	\$270,194.08	\$270,194.08	\$0.00	\$0.00
445001 Ayudas sociales a instituciones sin fines de lucro	\$222,000.00	\$49,194.08	\$270,194.08	\$270,194.08	\$0.00	\$270,194.08	\$0.00	\$0.00	\$0.00	\$270,194.08	\$270,194.08	\$0.00	\$0.00
450000 Pensiones y jubilaciones	\$172,872.00	-\$43,218.00	\$129,654.00	\$129,654.00	\$0.00	\$129,654.00	\$0.00	\$0.00	\$0.00	\$129,654.00	\$129,654.00	\$0.00	\$0.00
450001 Pensiones y jubilaciones	\$172,872.00	-\$43,218.00	\$129,654.00	\$129,654.00	\$0.00	\$129,654.00	\$0.00	\$0.00	\$0.00	\$129,654.00	\$129,654.00	\$0.00	\$0.00
452000 Jubilaciones	\$172,872.00	-\$43,218.00	\$129,654.00	\$129,654.00	\$0.00	\$129,654.00	\$0.00	\$0.00	\$0.00	\$129,654.00	\$129,654.00	\$0.00	\$0.00
452001 Jubilaciones	\$172,872.00	-\$43,218.00	\$129,654.00	\$129,654.00	\$0.00	\$129,654.00	\$0.00	\$0.00	\$0.00	\$129,654.00	\$129,654.00	\$0.00	\$0.00
500000 BIENES MUEBLES, INMUEBLES E INTANGIBLE	\$412,000.00	\$3,198,285.17	\$3,610,285.17	\$2,451,994.53	\$1,128,300.64	\$1,936,604.79	\$615,389.74	\$1,743,890.38	\$1,743,890.38	\$1,936,604.79	\$1,936,604.79	\$234,780.15	\$234,780.15
510000 Mobiliario y equipo de administración	\$247,000.00	\$57,780.15	\$304,780.15	\$234,780.15	\$70,000.00	\$234,780.15	\$0.00	\$0.00	\$70,000.00	\$234,780.15	\$234,780.15	\$0.00	\$0.00



MUNICIPIO DE TEPETITLÁN
HIDALGO
Estado del Ejercicio del Presupuesto de Egresos por Capítulo del Gasto Al 31/dic./2023

Objeto del Gasto	Aprobado	Ampliaciones / (Reducciones)	Presupuesto Vigente	Comprometido	Presupuesto Disponible para Comprometer	Devengado	Comprometido No Devengado	Presupuesto Sin Devengar	Ejercido	Pagado	Cuentas por Pagar Deuda
511000 Muebles de oficina y estantería	\$62,000.00	-\$55,853.00	\$6,447.00	\$6,447.00	\$0.00	\$6,447.00	\$0.00	\$0.00	\$6,447.00	\$6,447.00	\$0.00
511001 Muebles de oficina y estantería	\$62,000.00	-\$55,853.00	\$6,447.00	\$6,447.00	\$0.00	\$6,447.00	\$0.00	\$0.00	\$6,447.00	\$6,447.00	\$0.00
512000 Muebles, excepto de oficina y estantería	\$20,000.00	-\$20,000.00	\$0.00	\$0.00	\$0.00	\$0.00	\$0.00	\$0.00	\$0.00	\$0.00	\$0.00
512001 Muebles, excepto de oficina y estantería	\$20,000.00	-\$20,000.00	\$0.00	\$0.00	\$0.00	\$0.00	\$0.00	\$0.00	\$0.00	\$0.00	\$0.00
515000 Equipo de cómputo y de tecnología de la información	\$125,000.00	\$110,435.15	\$35,435.15	\$205,435.15	\$30,000.00	\$205,435.15	\$0.00	\$30,000.00	\$205,435.15	\$205,435.15	\$0.00
515001 Bienes informáticos	\$125,000.00	\$110,435.15	\$235,435.15	\$205,435.15	\$30,000.00	\$205,435.15	\$0.00	\$30,000.00	\$205,435.15	\$205,435.15	\$0.00
519000 Otros mobiliarios y equipos de administración	\$40,000.00	\$22,898.00	\$62,898.00	\$22,898.00	\$40,000.00	\$22,898.00	\$0.00	\$40,000.00	\$22,898.00	\$22,898.00	\$0.00
519001 Otros mobiliarios y equipos de administración	\$40,000.00	\$22,898.00	\$62,898.00	\$22,898.00	\$40,000.00	\$22,898.00	\$0.00	\$40,000.00	\$22,898.00	\$22,898.00	\$0.00
520000 Mobiliario y equipo educacional y recreativo	\$65,000.00	\$29,688.10	\$94,688.10	\$94,688.10	\$0.00	\$94,688.10	\$0.00	\$0.00	\$94,688.10	\$94,688.10	\$0.00
521001 Equipos y aparatos audiovisuales	\$0.00	\$97,744.10	\$97,744.10	\$97,744.10	\$0.00	\$97,744.10	\$0.00	\$0.00	\$97,744.10	\$97,744.10	\$0.00
521001 Equipos y aparatos audiovisuales	\$0.00	\$97,744.10	\$97,744.10	\$97,744.10	\$0.00	\$97,744.10	\$0.00	\$0.00	\$97,744.10	\$97,744.10	\$0.00
523000 Cámaras fotográficas y de video	\$50,000.00	-\$23,056.00	\$26,944.00	\$26,944.00	\$0.00	\$26,944.00	\$0.00	\$0.00	\$26,944.00	\$26,944.00	\$0.00
523001 Cámaras fotográficas y de video	\$50,000.00	-\$23,056.00	\$26,944.00	\$26,944.00	\$0.00	\$26,944.00	\$0.00	\$0.00	\$26,944.00	\$26,944.00	\$0.00
529000 Otro mobiliario y equipo educacional y recreativo	\$15,000.00	-\$15,000.00	\$0.00	\$0.00	\$0.00	\$0.00	\$0.00	\$0.00	\$0.00	\$0.00	\$0.00
529001 Otro mobiliario y equipo educacional y recreativo	\$15,000.00	-\$15,000.00	\$0.00	\$0.00	\$0.00	\$0.00	\$0.00	\$0.00	\$0.00	\$0.00	\$0.00
530000 Equipo e instrumental médico y de laboratorio	\$0.00	\$48,720.00	\$48,720.00	\$48,720.00	\$0.00	\$48,720.00	\$0.00	\$0.00	\$48,720.00	\$48,720.00	\$0.00
531000 Equipo médico y de laboratorio	\$0.00	\$48,720.00	\$48,720.00	\$48,720.00	\$0.00	\$48,720.00	\$0.00	\$0.00	\$48,720.00	\$48,720.00	\$0.00
531001 Equipo médico y de laboratorio	\$0.00	\$48,720.00	\$48,720.00	\$48,720.00	\$0.00	\$48,720.00	\$0.00	\$0.00	\$48,720.00	\$48,720.00	\$0.00
540000 Vehículos y equipo de transporte	\$50,000.00	\$2,693,895.77	\$2,743,895.77	\$1,853,599.37	\$890,296.40	\$1,238,209.63	\$615,389.74	\$1,505,666.14	\$1,238,209.63	\$1,238,209.63	\$0.00
541000 Vehículos y equipo terrestre	\$50,000.00	\$2,693,895.77	\$2,743,895.77	\$1,853,599.37	\$890,296.40	\$1,238,209.63	\$615,389.74	\$1,505,666.14	\$1,238,209.63	\$1,238,209.63	\$0.00
541001 Vehículos y Equipo Terrestre	\$50,000.00	\$2,693,895.77	\$2,743,895.77	\$1,853,599.37	\$890,296.40	\$1,238,209.63	\$615,389.74	\$1,505,666.14	\$1,238,209.63	\$1,238,209.63	\$0.00
550000 Equipo de defensa y seguridad	\$0.00	\$17,253.97	\$17,253.97	\$17,253.97	\$0.00	\$17,253.97	\$0.00	\$0.00	\$17,253.97	\$17,253.97	\$0.00
551000 Equipo de defensa y seguridad	\$0.00	\$17,253.97	\$17,253.97	\$17,253.97	\$0.00	\$17,253.97	\$0.00	\$0.00	\$17,253.97	\$17,253.97	\$0.00
551001 Maquinaria y Equipo de Seguridad Publica	\$0.00	\$17,253.97	\$17,253.97	\$17,253.97	\$0.00	\$17,253.97	\$0.00	\$0.00	\$17,253.97	\$17,253.97	\$0.00
560000 Maquinaria, otros equipos y herramientas	\$50,000.00	\$320,957.18	\$370,957.18	\$202,952.94	\$168,004.24	\$202,952.94	\$0.00	\$168,004.24	\$202,952.94	\$202,952.94	\$0.00
565000 Equipo de comunicación y telecomunicación	\$0.00	\$98,628.10	\$98,628.10	\$98,628.10	\$0.00	\$98,628.10	\$0.00	\$0.00	\$98,628.10	\$98,628.10	\$0.00
565001 Equipos y aparatos de Comunicación y Telecomunicación	\$0.00	\$98,628.10	\$98,628.10	\$98,628.10	\$0.00	\$98,628.10	\$0.00	\$0.00	\$98,628.10	\$98,628.10	\$0.00
566000 Equipos de generación eléctrica, aparatos y accesorios	\$50,000.00	-\$50,000.00	\$0.00	\$0.00	\$0.00	\$0.00	\$0.00	\$0.00	\$0.00	\$0.00	\$0.00
566001 Equipos de generación eléctrica, aparatos y accesorios	\$50,000.00	-\$50,000.00	\$0.00	\$0.00	\$0.00	\$0.00	\$0.00	\$0.00	\$0.00	\$0.00	\$0.00
567000 Herramientas y máquinas-Herramienta	\$0.00	\$195,255.66	\$195,255.66	\$27,251.42	\$168,004.24	\$27,251.42	\$0.00	\$168,004.24	\$27,251.42	\$27,251.42	\$0.00
567001 Herramientas y Máquinas-Herramientas	\$0.00	\$195,255.66	\$195,255.66	\$27,251.42	\$168,004.24	\$27,251.42	\$0.00	\$168,004.24	\$27,251.42	\$27,251.42	\$0.00
569000 Otros equipos	\$0.00	\$89,075.42	\$89,075.42	\$89,075.42	\$0.00	\$89,075.42	\$0.00	\$0.00	\$89,075.42	\$89,075.42	\$0.00
569001 Otros equipos	\$0.00	\$89,075.42	\$89,075.42	\$89,075.42	\$0.00	\$89,075.42	\$0.00	\$0.00	\$89,075.42	\$89,075.42	\$0.00
600000 INVERSION PUBLICA	\$10,759,117.00	\$18,890,836.76	\$27,649,953.76	\$25,226,535.85	\$2,423,417.91	\$19,629,987.11	\$5,596,548.74	\$6,019,966.65	\$16,876,333.85	\$16,876,333.85	\$2,753,153.26
610000 Otra pública en bienes de dominio público	\$9,159,117.00	\$18,490,836.76	\$27,549,953.76	\$25,226,535.85	\$2,423,417.91	\$19,629,987.11	\$5,596,548.74	\$6,019,966.65	\$16,876,333.85	\$16,876,333.85	\$2,753,153.26



MUNICIPIO DE TEPETITLÁN
HIDALGO
Estado del Ejercicio del Presupuesto de Egresos por Capítulo del Gasto Al 31/dic./2023

Objeto del Gasto	Aprobado	Ampliaciones / (Reducciones)	Presupuesto Vigente	Comprometido	Presupuesto Disponible para Comprometer	Devengado	Comprometido No Devengado	Presupuesto Sin Devengar	Ejercido	Pagado	Cuentas por Pagar Deuda
612000 Edificación no habitacional	\$357,175.14	\$861,133.01	\$1,238,308.15	\$1,238,308.15	\$0.00	\$0.00	\$1,238,308.15	\$1,238,308.15	\$0.00	\$0.00	\$0.00
612001 Edificación no habitacional	\$357,175.14	\$981,133.01	\$1,238,308.15	\$1,238,308.15	\$0.00	\$0.00	\$1,238,308.15	\$1,238,308.15	\$0.00	\$0.00	\$0.00
613000 Construcción de obras para el abastecimiento de agua	\$230,000.00	\$5,747,480.00	\$6,947,480.00	\$6,947,480.00	\$0.00	\$6,947,480.00	\$0.00	\$0.00	\$4,194,326.74	\$4,194,326.74	\$2,753,153.26
613001 Construcción de obras para el abastecimiento de agua	\$230,000.00	\$5,747,480.00	\$6,947,480.00	\$6,947,480.00	\$0.00	\$6,947,480.00	\$0.00	\$0.00	\$4,194,326.74	\$4,194,326.74	\$2,753,153.26
614000 División de terrenos y construcción de obras de urbaniz	\$6,325,941.86	\$4,953,775.01	\$11,279,716.87	\$9,866,298.86	\$1,423,417.91	\$7,498,058.37	\$2,358,240.59	\$3,781,658.50	\$7,498,058.37	\$7,498,058.37	\$0.00
614001 División de terrenos y construcción de obras de urbaniz	\$6,325,941.86	\$4,953,775.01	\$11,279,716.87	\$9,866,298.86	\$1,423,417.91	\$7,498,058.37	\$2,358,240.59	\$3,781,658.50	\$7,498,058.37	\$7,498,058.37	\$0.00
615000 Construcción de vías de comunicación	\$1,776,000.00	\$6,124,000.00	\$7,900,000.00	\$6,900,000.00	\$1,000,000.00	\$4,900,000.00	\$2,000,000.00	\$3,000,000.00	\$4,900,000.00	\$4,900,000.00	\$0.00
615001 Construcción de vías de comunicación	\$1,776,000.00	\$6,124,000.00	\$7,900,000.00	\$6,900,000.00	\$1,000,000.00	\$4,900,000.00	\$2,000,000.00	\$3,000,000.00	\$4,900,000.00	\$4,900,000.00	\$0.00
617000 Instalaciones y equipamiento en construcciones	\$0.00	\$284,448.74	\$284,448.74	\$284,448.74	\$0.00	\$284,448.74	\$0.00	\$0.00	\$284,448.74	\$284,448.74	\$0.00
617001 Instalaciones y equipamiento en construcciones	\$0.00	\$284,448.74	\$284,448.74	\$284,448.74	\$0.00	\$284,448.74	\$0.00	\$0.00	\$284,448.74	\$284,448.74	\$0.00
619000 Trabajos de acabados en edificaciones y otros trabajos	\$500,000.00	-\$500,000.00	\$0.00	\$0.00	\$0.00	\$0.00	\$0.00	\$0.00	\$0.00	\$0.00	\$0.00
619001 Trabajos de acabados en edificaciones y otros trabajos	\$500,000.00	-\$500,000.00	\$0.00	\$0.00	\$0.00	\$0.00	\$0.00	\$0.00	\$0.00	\$0.00	\$0.00
620000 Obra pública en bienes propios	\$1,600,000.00	-\$1,600,000.00	\$0.00	\$0.00	\$0.00	\$0.00	\$0.00	\$0.00	\$0.00	\$0.00	\$0.00
620001 Obra pública en bienes propios	\$1,600,000.00	-\$1,600,000.00	\$0.00	\$0.00	\$0.00	\$0.00	\$0.00	\$0.00	\$0.00	\$0.00	\$0.00
622000 Edificación no habitacional	\$1,600,000.00	-\$1,600,000.00	\$0.00	\$0.00	\$0.00	\$0.00	\$0.00	\$0.00	\$0.00	\$0.00	\$0.00
622001 Edificación no habitacional	\$1,600,000.00	-\$1,600,000.00	\$0.00	\$0.00	\$0.00	\$0.00	\$0.00	\$0.00	\$0.00	\$0.00	\$0.00
Total	\$52,830,590.06	\$21,725,089.65	\$73,955,679.71	\$69,234,058.04	\$4,721,621.67	\$52,238,354.30	\$6,997,713.34	\$11,719,325.31	\$58,961,276.14	\$58,961,276.14	\$3,274,878.28



ING. MARIANE HERNANDEZ SANTIAGO
TESORERA MUNICIPAL

2020-2024

ING. ELIAS CASTILLO MARTINEZ
PRESIDENTE MUNICIPAL



2020-2024

LIC. ANA KAREN GARCIA ROJAS
SINDICO PROCURADOR

[Signature]



2020-2024

OPERADO

"Bajo Protesta de Decir Verdad Declaramos que los Estados Financieros, Presupuestales y sus Notas, son Razonablemente Correctos y son Responsabilidad del Emisor."

"BAJO PROTESTA DE DECIR VERDAD DECLARAMOS QUE LAS CIFRAS CONTENIDAS EN ESTE ESTADO FINANCIERO SON VERACES Y CONTIENEN TODA LA INFORMACIÓN REFERENTE A LA SITUACIÓN Y/O LOS RESULTADOS DEL "MUNICIPIO DE TEPETITLAN", AFIRMANDO SER LEGALMENTE RESPONSABLES DE LA AUTENTICIDAD Y VERACIDAD DE LAS MISMAS Y ASIMISMO ASUMIMOS LA RESPONSABILIDAD DERIVADA DE CUALQUIER DECLARACIÓN EN FALSO SOBRE LAS MISMAS"